

# Xoserve CSS API Products Overview

<b>Author</b>	Correla
<b>Version</b>	0.1
<b>Status</b>	Draft
<b>Date Issued</b>	22/6/2021

## Contents

1.	Introduction .....	4
2.	Xoserve Development Products .....	5
2.1	Secondary Developer Portal .....	5
	What is it ? .....	5
	Example Screenshots.....	6
	List of Available Query APIs:.....	6
	API request details: .....	6
	API response details:.....	6
2.1.1	Mock response:.....	6
2.1.2	Api Validation .....	7
2.1.3	Access to the Developer Portal.....	7
2.1.4	Xoserve Secondary API Portal .....	7
2.2	What is it ? .....	7
2.1.5	Phase 1.....	8
2.1.6	Phase 2.....	10
2.1.7	Correla Sandbox Access.....	13
2.1.8	What is it ? .....	13
2.3	Access to Sandbox.....	13
2.2.1	Please select what products you require access to:.....	14
2.2.2	Developer Portal Access .....	14
2.2.3	Access to Secondary Portal – .....	14
3.	Note this will be available in August 2021.....	14
3.1	Settlement APIs – In test environments.....	15
3.2	Query APIs – In test environments.....	15
3.3	Correla “Sandbox” Access .....	15
3.4	CSS Programme UIT Phase.....	16
3.5		
3.6		



ON BEHALF OF **xserve**

End To End Access – Secondary APIs .....16

4. Supporting Documentation links .....17

## 1. Introduction

As part of the Central Switching Service (CSS) Programme, Correla have developed tools to support Xserve customers on their journey. This document is to allow the customer development team and its internal "CSS" team the opportunity to be able to decide what Xserve products would be required for that organisation.

This document is broken down into sections that discuss each of the products and the benefits for the individual customer.

## 2. Xserve Development Products

### 2.1 Secondary Developer Portal

#### *What is it ?*

In simplistic terms, the secondary developer portal is a web based tool that allows a developer to:

- See the structure of all RESTFUL APIs (as part of the CSS Programme), to allow them to see the construct
- 2.1.1 • Allow a developer to submit examples and return “realistic” responses and results
- Covers all existing Settlement messages in API format:
  - BRN with NOM – Inbound Settlement
  - BRN no NOM – Inbound Settlement
  - Cancel BRN – Inbound Settlement
  - Outbound Shipper BRR – Outbound Settlement
  - BRN Cancellation Response & Rejected BRN Cancellation – Outbound Settlement
  - Rejected BRN without a NOM – Outbound Settlement
  - Rejected BRN for NOM – Outbound Settlement
  - Shipper ASN – Outbound Settlement
  - Shipper Transfer of Ownership – Outbound Settlement
  - Shipper Ceased Responsibility – Outbound Settlement
- Covers new and re-written “Query” APIs applicable to your organisation:
  - REL Data Enquiry API (Networks)
  - MAP ID Enquiry API (Networks)
  - Supply Meter Point Switching – Address Enquiry API (Suppliers, PCWs, TPIs)
  - Supply Meter Point Switching – Gas Data Enquiry API (Suppliers, PCWs, TPIs)
  - Transportation Rates Enquiry API (Shippers)
  - Nomination Enquiry API (Shippers)

The Portal is intuitive and very easy to use.



# correla

ON BEHALF OF **Xserve**

## Example Screenshots

The following screenshots show the different screens with examples.

### List of Available Query APIs:

2.1.2

QUERIES	
GET	/query/v1/mapId MAP ID Enquiry API
GET	/query/v1/nomination Nomination Enquiry API
GET	/query/v1/re1 REL Data Enquiry API
GET	/query/v1/supply-point-address Supply Point Switching API Address Search
GET	/query/v1/switch Supply Point Switching API Switch Gas Data Search
GET	/query/v1/transportation-rates Transportation Rates API (Read Only)

2.1.3

### API request details:

2.1.4

GET /query/v1/supply-point-address Supply Point Switching API Address Search

Address search will be made separately on MPL and REL address records and a record is returned for each distinct match found. This API is available to Gas Suppliers, Price Comparison Websites(PCW) and other Third Party Intermediaries(TPI). Will reject requests if there are no matching records.

Parameters Try it out

Name	Description
postcode string (query)	<input type="text" value="postcode"/>
house_no string (query)	<input type="text" value="house_no"/>
house_name string (query)	<input type="text" value="house_name"/>

### API response details:

2.1.5

Responses

Code	Description	Links
200	The Address(es) for the given search request	No links

Media type: application/json

Example Value | Schema

```
{
  "switchAddresses": [
    {
      "addressId": "string",
      "uprn": 0,
      "country": "string",
      "county": "string",
      "deliveryPointId": "string",
      "dependentLocality": "string",
      "dependentStreet": "string",
      "roadDependentLocality": "string",
      "houseName": "string",
      "houseNumber": "string",
      "postboxNumber": "string",
      "postcode": "string",
      "street": "string",
      "subBuildingName": "string",
      "town": "string"
    }
  ]
}
```

### Mock response:

2.1.6

Correla Limited

Registered Office: Lansdowne Gate, 65 New Road, Solihull, B91 3DL

Registered in England and Wales. Company No. 13062055. VAT Registration No. Pending



# correla

ON BEHALF OF **Xoserve**

GET /query/v1/supply-point-address Supply Point Switching API Address Search

Address search will be made separately on MPL and REL address records and a record is returned for each distinct match found. This API is available to Gas Suppliers, Price Comparison Websites(PCW) and other Third Party Intermediaries(TPI). Will reject requests if there are no matching records.

Parameters

Name	Description
postcode	string (query)
house_no	string (query)
house_name	string (query)

Execute Clear

Responses

```
curl -X GET "https://localhost:4436/wcs/query/v1/supply-point-address?postcode=12aa&house_no=1" -H "accept: application/json"
```

Request URL: https://localhost:4436/wcs/query/v1/supply-point-address?postcode=12aa&house\_no=1

Server response

Code: 200

Details: Response body

```
{
  "addresses": [
    {
      "address": "120F",
      "type": "BROADBAND",
      "country": "GB",
      "company": "BT Broadband",
      "deliveryPointId": null,
      "dependentId": "Hagbeston",
      "dependentStreet": null,
      "dependentStreetOrder": null
    }
  ]
}
```

## Api Validation

2.1.7

GET /query/v1/supply-point-address Supply Point Switching API Address Search

Address search will be made separately on MPL and REL address records and a record is returned for each distinct match found. This API is available to Gas Suppliers, Price Comparison Websites(PCW) and other Third Party Intermediaries(TPI). Will reject requests if there are no matching records.

Parameters

Name	Description
postcode	string (query)
house_no	string (query)
house_name	string (query)

Execute Clear

Responses

```
curl -X GET "https://localhost:4436/wcs/query/v1/supply-point-address?postcode=123&house_no=1" -H "accept: application/json"
```

Request URL: https://localhost:4436/wcs/query/v1/supply-point-address?postcode=123&house\_no=1

Server response

Code: 400

Details: Error

```
{
  "fault": {
    "faultString": "Invalid field",
    "reason": {
      "errorCode": "CS00018",
      "time": "Postcode"
    }
  }
}
```

## Access to the Developer Portal

To get access to the developer portal, you will need to fill out a simple request form which covers all the Xoserve products being made available as part of the wider CSS Programme. A copy of this is in section 3 of this document. Once complete, send it to :

[Xoserve.css.sts@xoserve.com](mailto:Xoserve.css.sts@xoserve.com)

## 2.28 Xoserve Secondary API Portal

What is it ?

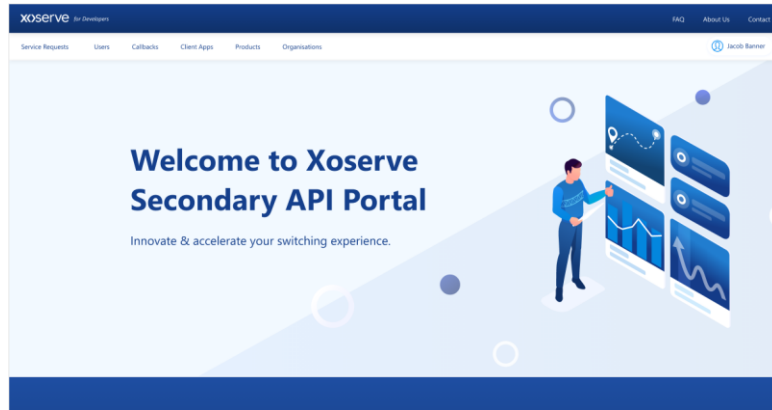
2.27

Correla Limited

Registered Office: Lansdowne Gate, 65 New Road, Solihull, B91 3DL

Registered in England and Wales. Company No. 13062055. VAT Registration No. Pending

The Secondary Portal is a web based tool that allows the organisations to self administer and tailor their needs for access to any of the APIs their development team have built, including gaining access to “keys”, maintaining users. This is to be used once development has been completed and internal testing has taken place.



## Phase 1

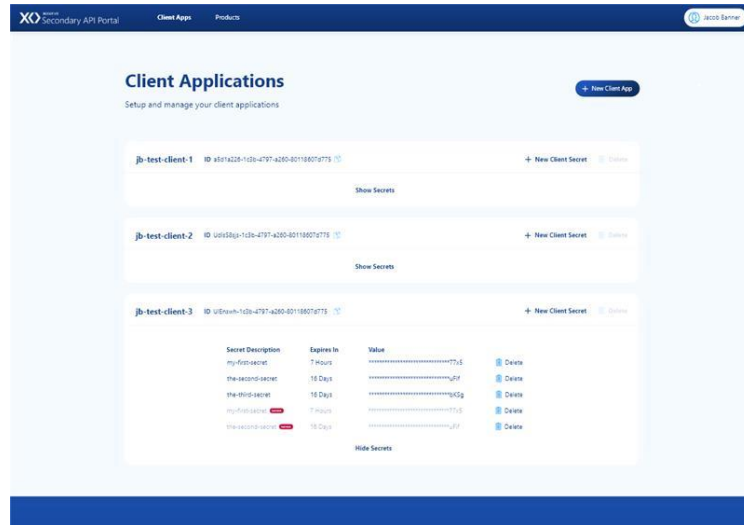
The 1<sup>st</sup> Phase of the Secondary Portal will be available in August 2021, and the following features will be available to your organisation:

- Login Access to the portal – via a “single sign on” route. **Note**, initial access will be provided via Correla, who will create the users required.

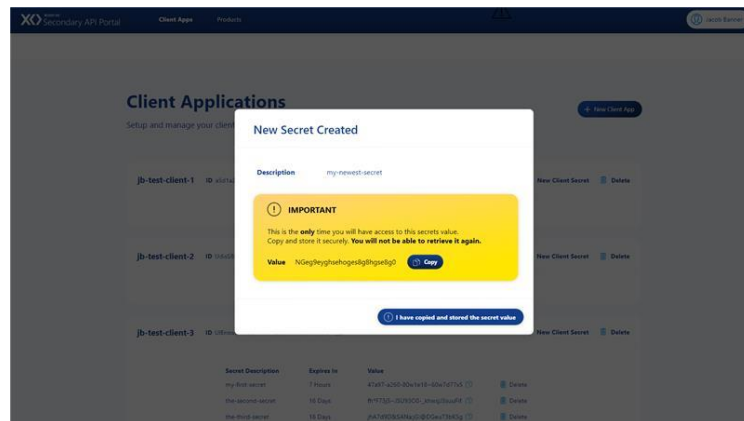
## 2.2.2 Client API Management



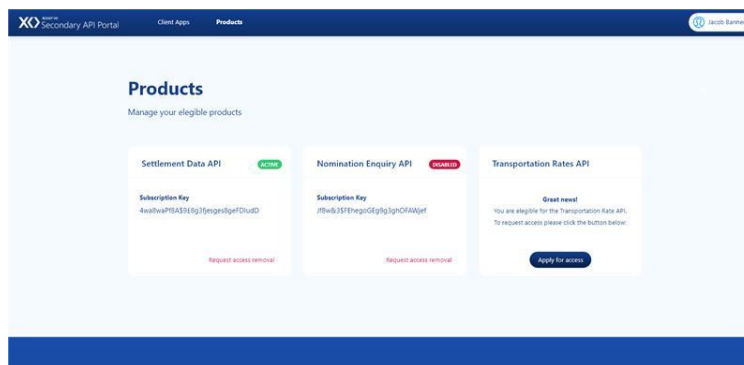
- Create and Manage Client Application. These allow you to use your eligible products, available to your organisation.



- Create and manage Client Secrets. These are the “security keys” to enable you to use your client Applications



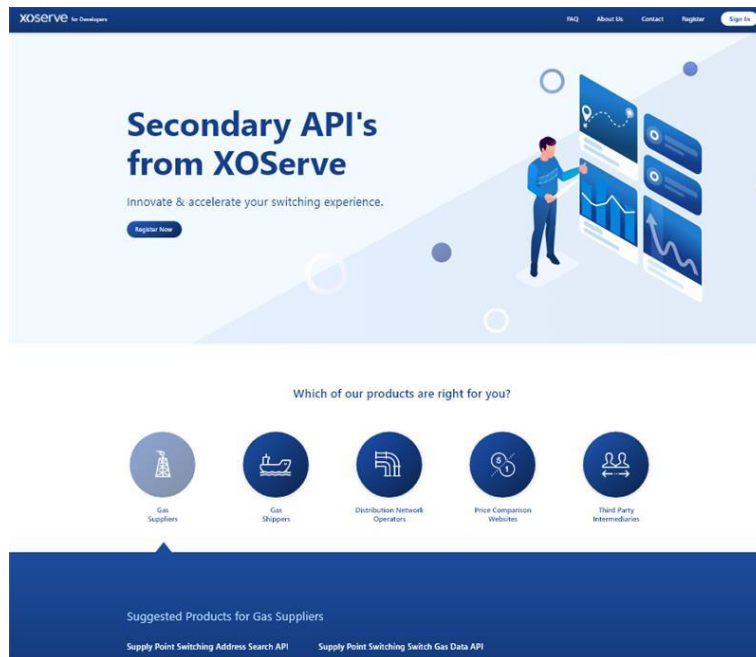
- Request and Manage access to your eligible products



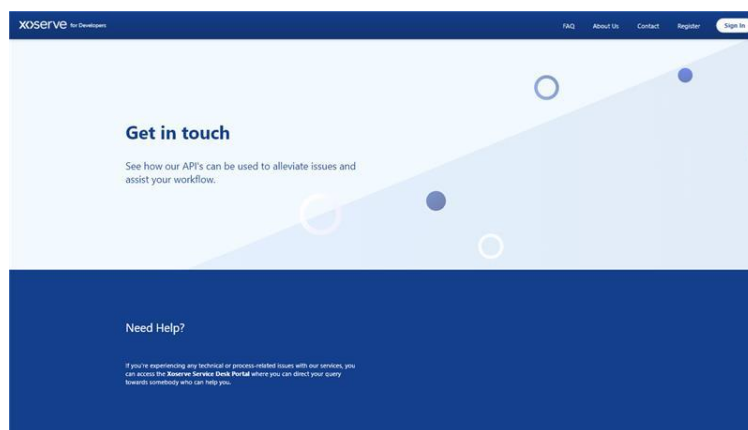
## Phase 2

The 2<sup>nd</sup> Phase is planned in for delivery in Autumn 2021, and this will complete the Secondary Portal Product offering. The features planned as part of this delivery are as follows. **Note** the screenshots shown below are from a Hi-Fidelity Prototype, and show the planned final visual state:

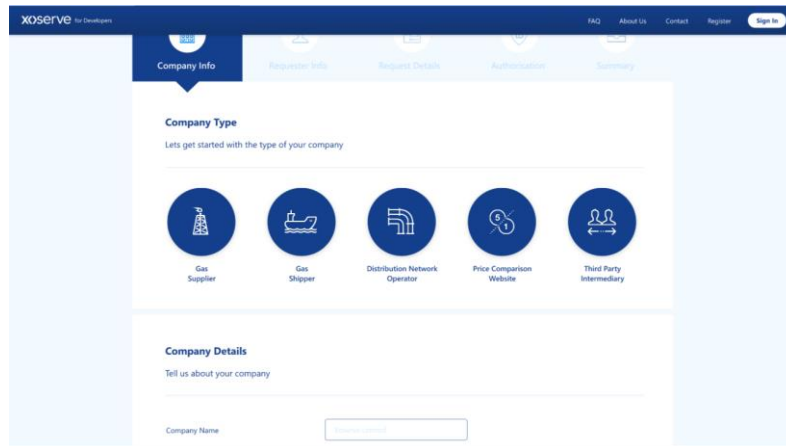
### 2.2.3 Home Page, Login Page, FAQs



- "Get in Touch"

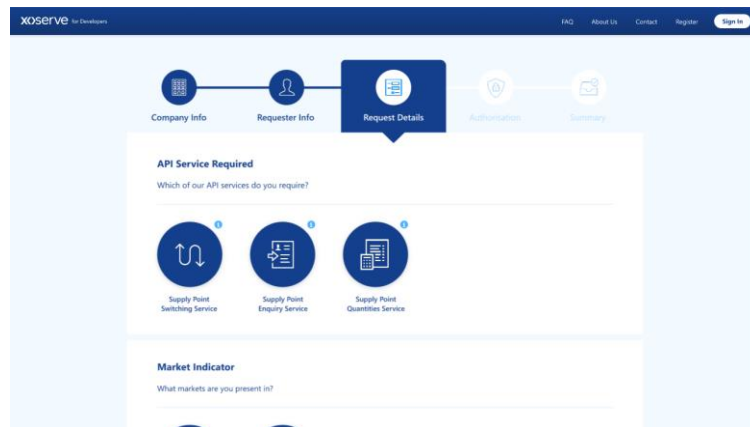


- User Registration, Company Registration,



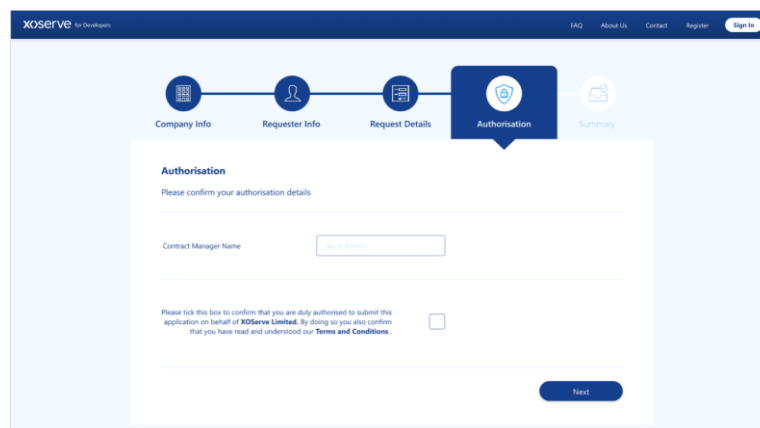
The screenshot shows the 'Company Info' step of the registration process. The breadcrumb trail includes 'Company Info', 'Requester Info', 'Request Details', 'Authorisation', and 'Summary'. The main heading is 'Company Type' with the subtext 'Lets get started with the type of your company'. Below this are five circular icons representing different company roles: Gas Supplier, Gas Shipper, Distribution Network Operator, Price Comparison Website, and Third Party Intermediary. A 'Company Details' section follows with the prompt 'Tell us about your company' and a text input field for 'Company Name'.

- Request API services



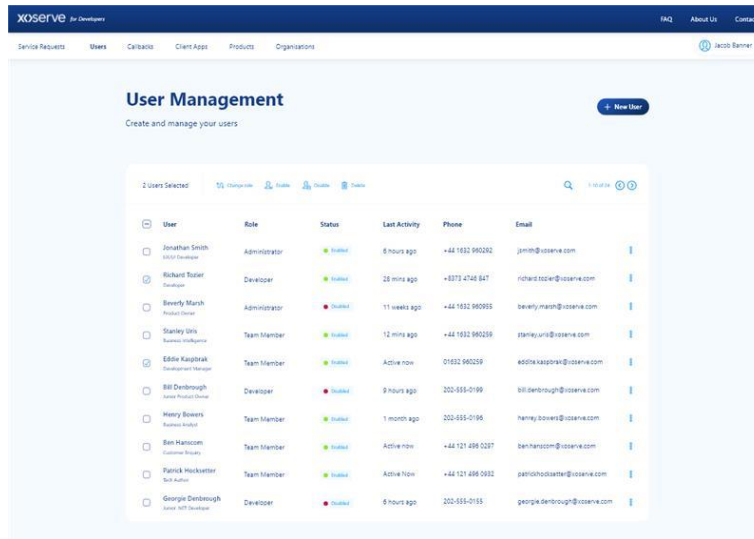
The screenshot shows the 'Request Details' step. The breadcrumb trail is 'Company Info', 'Requester Info', 'Request Details', 'Authorisation', and 'Summary'. The main heading is 'API Service Required' with the question 'Which of our API services do you require?'. There are three circular icons for 'Supply Point Switching Service', 'Supply Point Enquiry Service', and 'Supply Point Quantities Service'. Below this is a 'Market Indicator' section with the question 'What markets are you present in?' and a text input field.

- Authorisation (LRO)



The screenshot shows the 'Authorisation' step. The breadcrumb trail is 'Company Info', 'Requester Info', 'Request Details', 'Authorisation', and 'Summary'. The main heading is 'Authorisation' with the prompt 'Please confirm your authorisation details'. There is a text input field for 'Contract Manager Name'. Below this is a checkbox with the text: 'Please tick this box to confirm that you are duly authorised to submit this application on behalf of XOserve Limited. By doing so you also confirm that you have read and understood our Terms and Conditions.' A 'Next' button is located at the bottom right.

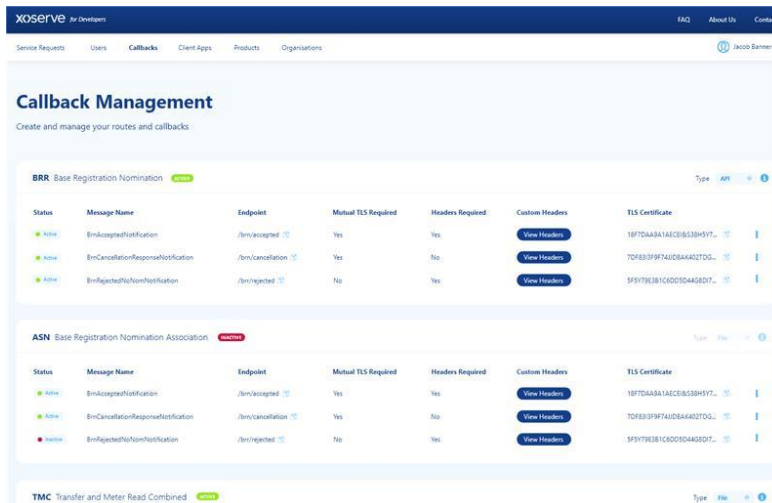
- User management



The screenshot shows the 'User Management' page in the XOServe developer portal. It features a table of users with columns for User, Role, Status, Last Activity, Phone, and Email. A 'New User' button is visible in the top right corner.

User	Role	Status	Last Activity	Phone	Email
Jonathan Smith <small>Senior Developer</small>	Administrator	Enabled	5 hours ago	+44 1632 960292	jam@xoserve.com
Richard Roper <small>Developer</small>	Developer	Enabled	26 mins ago	+373 4748 847	richard.rop@xoserve.com
Beverly Marsh <small>Product Owner</small>	Administrator	Disabled	11 weeks ago	+44 1632 960955	beverly.marsh@xoserve.com
Stanley Uris <small>Business Intelligence</small>	Team Member	Enabled	12 mins ago	+44 1632 960259	stanley.uris@xoserve.com
Eddie Kasprowski <small>Development Manager</small>	Team Member	Enabled	Active Now	01632 960259	eddie.kasprowski@xoserve.com
Bill Denbrough <small>Senior Product Owner</small>	Developer	Enabled	9 hours ago	202-555-0199	bill.denbrough@xoserve.com
Henry Bowers <small>Business Analyst</small>	Team Member	Enabled	1 month ago	202-555-0196	henry.bowers@xoserve.com
Ben Hancock <small>Customer Support</small>	Team Member	Enabled	Active Now	+44 121 496 0287	ben.hancock@xoserve.com
Patrick Hockstetter <small>Self Admin</small>	Team Member	Enabled	Active Now	+44 121 496 0832	patrick.hockstetter@xoserve.com
George Denbrough <small>Senior QA Engineer</small>	Developer	Enabled	5 hours ago	202-555-0155	george.denbrough@xoserve.com

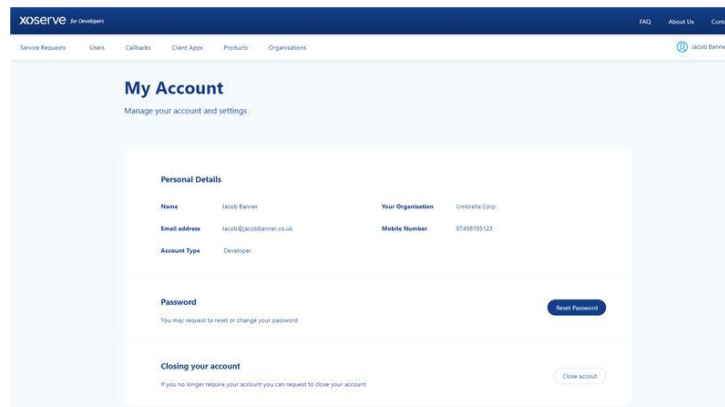
- Callback Management for all "routes"



The screenshot shows the 'Callback Management' page in the XOServe developer portal. It displays a table of callback routes with columns for Status, Message Name, Endpoint, Mutual TLS Required, Headers Required, Custom Headers, and TLS Certificate. Three routes are listed: BRR Base Registration Nomination, ASN Base Registration Nomination Association, and TMC Transfer and Meter Read Combined.

Status	Message Name	Endpoint	Mutual TLS Required	Headers Required	Custom Headers	TLS Certificate
Active	EmAcceptNotification	/em/accepted	Yes	Yes	View Headers	1977DA3A3A1ACE8538H9Y7...
Active	EmCancellationResponseNotification	/em/cancellation	Yes	No	View Headers	7DF8339F7A1DBA4402TDG...
Active	EmRejectedNotification	/em/rejected	No	Yes	View Headers	SF9Y79E381C0005D44QEDT...

- My Account Management



The screenshot shows the 'My Account' page in the XOServe developer portal. It displays personal details, password management, and account closure options.

**Personal Details**

Name	Jacob Banner	Your Organisation	Umbrella Corp.
Email address	Jacob@jacobbanner.co.uk	Mobile Number	07438793123
Account Type	Developer		

**Password**  
You may request to reset or change your password. [Reset Password](#)

**Closing your account**  
If you no longer require your account you can request to close your account. [Close account](#)

- Service Requests – These will be via ServiceNow

## 2.3 Correla Sandbox Access

### *What is it ?*

A sandbox has been provided to allow client development teams to test the “Query APIs” against a database that has data used as part of CSS industry testing with Party’s Under Integration (PUIs), that has been migrated to the target solution, as part of the CSS programme. The following Queries will be available for clients to test with:

- 2.3.1 REL Data Enquiry API (Networks)
  - MAP ID Enquiry API (Networks)
  - Supply Meter Point Switching – Address Enquiry API (Suppliers, PCWs, TPIs)
  - Supply Meter Point Switching – Gas Data Enquiry API (Suppliers, PCWs, TPIs)
  - Transportation Rates Enquiry API (Shippers)
  - Nomination Enquiry API (Shippers)

### *Access to Sandbox*

To gain access to the Sandbox, you will need to fill out a simple request form which covers all the Xserve products being made available as part of the wider CSS Programme. A copy of this is in section 3 of this document. Once complete, send it to :

[Xserve.css.sts@xserve.com](mailto:Xserve.css.sts@xserve.com)

### 2.3.2

### 3. CSS API Access Request Document

Please select what products you require access to:

#### 3.1 Developer Portal Access

Access to The Correla Developer Portal		Yes <input type="checkbox"/> No <input type="checkbox"/>	
IP Range to "white list" for access			
		From	To
1			
2			
3			
4			
5			
6			
7			
8			
9			
User Names to Access & Email Address			
		Name 1	Email 1
		Name 2	Email 2
		Name 3	Email 3
		Name 4	Email 4
		Name 5	Email 5

#### 3.2 Access to Secondary Portal –

**Note this will be available in August 2021**

Access to The Correla Secondary Portal		Yes <input type="checkbox"/> No <input type="checkbox"/>	
User Names & Email Address to Access			
		Name 1	Email 1
		Name 2	Email 2
		Name 3	Email 3
		Name 4	Email 4
		Name 5	Email 5

### 3.3 Settlement APIs – In test environments

BRN with NOM - Inbound Settlement	Yes <input type="checkbox"/> No <input type="checkbox"/>
BRN no NOM - Inbound Settlement	Yes <input type="checkbox"/> No <input type="checkbox"/>
Cancel BRN - Inbound Settlement	Yes <input type="checkbox"/> No <input type="checkbox"/>
<b>** Note if any of the above are selected, by default you will receive the following – we will require your webhook information - below</b>	
Outbound Shipper BRR - Outbound Settlement	
BRN Cancellation Response & Rejected BRN Cancellation - Outbound Settlement	
Rejected BRN without a NOM - Outbound Settlement	
Rejected BRN for NOM - Outbound Settlement	
Shipper ASN - Outbound Settlement	
Shipper Transfer of Ownership - Outbound Settlement	
Shipper Ceased Responsibility - Outbound Settlement	

### 3.4 Query APIs – In test environments

REL Data Enquiry API (Networks)	Yes <input type="checkbox"/> No <input type="checkbox"/>
MAP ID Enquiry API (Networks)	Yes <input type="checkbox"/> No <input type="checkbox"/>
Supply Meter Point Switching - Address Enquiry API (Suppliers, PCWs, TPIs)	Yes <input type="checkbox"/> No <input type="checkbox"/>
Supply Meter Point Switching - Gas Data Enquiry API (Suppliers, PCWs, TPIs)	Yes <input type="checkbox"/> No <input type="checkbox"/>
Transportation Rates Enquiry API (Shippers)	Yes <input type="checkbox"/> No <input type="checkbox"/>
Nomination Enquiry API (Shippers)	Yes <input type="checkbox"/> No <input type="checkbox"/>

### 3.5 Correla “Sandbox” Access

Access to The Correla Developer Portal	Yes <input type="checkbox"/> No <input type="checkbox"/>
Return WEBHOOK Location – Secondary APIs:	
BRR	
ASN	
TMC	
User Names to Access & Email Address	
Name 1	Email 1
Name 2	Email 2
Name 3	Email 3
Name 4	Email 4
Name 5	Email 5

### 3.6 CSS Programme UIT Phase

## End To End Access – Secondary APIs

Access to E2E	Yes <input type="checkbox"/> No <input type="checkbox"/>		
Return WEBHOOK Location – Secondary APIs:			
BRR			
ASN			
TMC			
User Names to Access & Email Address			
Name 1		Email 1	
Name 2		Email 2	
Name 3		Email 3	
Name 4		Email 4	
Name 5		Email 5	

Please send the completed form to: [Xserve.css.sts@xserve.com](mailto:Xserve.css.sts@xserve.com)

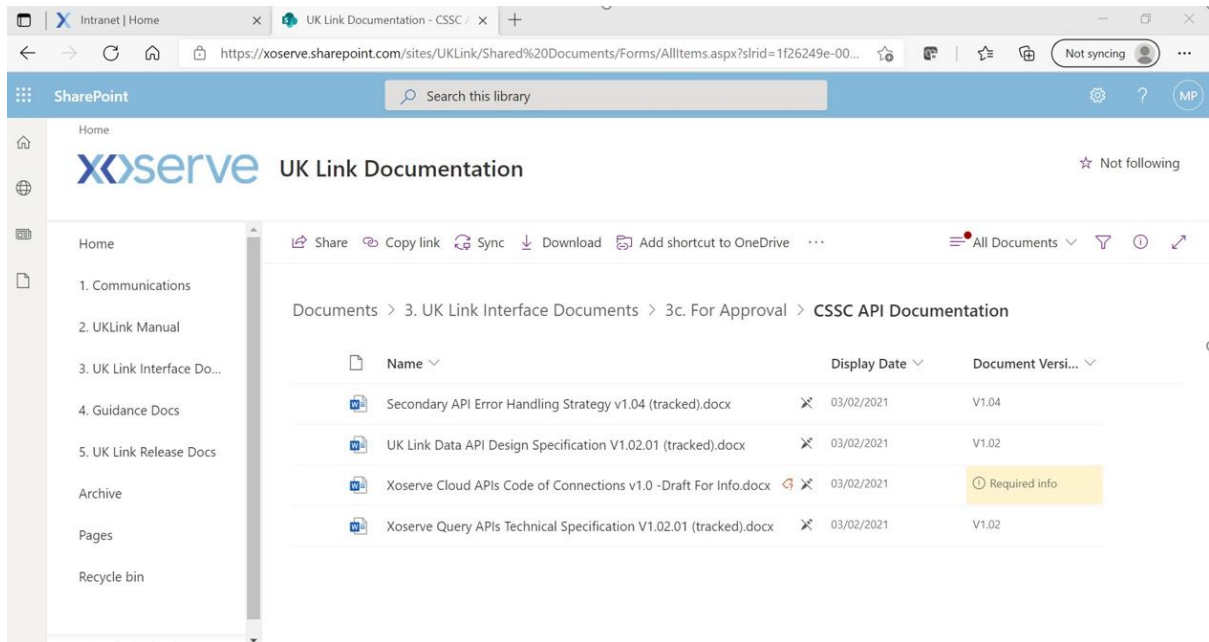
Your request will be completed within 5 working days.



## 4. Supporting Documentation links

Below is the UKLINK documentation SharePoint site, that customers will have access to, and contains all the relevant documentation required for you to build your APIs.

<https://xoserve.sharepoint.com/:f:/r/sites/UKLink/Shared%20Documents/3.%20UK%20Link%20Interface%20Documents/3c.%20For%20Approval/CSSC%20API%20Documentation?csf=1&web=1&e=mzV7MW>



The screenshot shows a SharePoint library view for 'UK Link Documentation'. The breadcrumb path is: Documents > 3. UK Link Interface Documents > 3c. For Approval > CSSC API Documentation. The document list is as follows:

Name	Display Date	Document Versi...
Secondary API Error Handling Strategy v1.04 (tracked).docx	03/02/2021	V1.04
UK Link Data API Design Specification V1.02.01 (tracked).docx	03/02/2021	V1.02
Xoserve Cloud APIs Code of Connections v1.0 -Draft For Info.docx	03/02/2021	Required info
Xoserve Query APIs Technical Specification V1.02.01 (tracked).docx	03/02/2021	V1.02

At the time of producing this doc, the following links were “current”. If the link is not available refer to the link above.

[Code of Connections](#)

[API Error Handling](#)

[Secondary API Design Doc](#)

[Query API Design Doc](#)