

# Extraordinary DSG Meeting CSS Consequential Change

14<sup>th</sup> October 2021

xserve

Provided by:



# Agenda

- Welcome and introductions
- Consequential Design Update
- Outstanding Design Issues
- Data Cleanse Update
- REL Data Cleansing Reports
- Transition and Cutover Update
- ECAP Update
- Detailed Transitional Process Updates
- Shipper Test Support Update
- AOB



# Consequential Design Update

xserve

Provided by:



# Consequential Design Update

- No design changes to discuss this month
- A small number of minor updates have been made to the Shipper BRD to address a number of queries that have been received. These updates are to ensure clarity on the consequential changes that are being made and do not change the actual design. A tracked changes version will be issued within a Change Pack.

# Switching Programme Design Issues

xserve

Provided by:



# Design Issues/Pending Change Requests

The following outstanding design issues have been raised that could impact the UK Link design

DI Ref	Title	Current Status
DI-1270	Supplier of Last Resort Process	Discussions are ongoing with the programme around the enduring process for SoLR events. Feedback has been received on the options paper present to the programme design forum meeting.
DI-1196	Operational Choreography	CRs CR-D060 and CR-D061 have been raised to support the detection and resolution of data misalignment with CSS
DI-1646	Out of scope meters points - no method or process to move these meter points between CSS and UK Link	Feedback has been received from Ofgem on this design issue which is now being addressed.
CR-D059	Changes to support Energy Company data	This CR has been approved and changes are not being made to the UK Link design to accommodate it.
CR-D072	Alignment of SLA Response times	This CR has now been approved.
DI-1651 & DI-1657	Change of Shipper Events – No NFR or clarity of the process for multiple changes	Discussions are ongoing and these were raised at the programme design forum meeting on 4 <sup>th</sup> Oct.

# Data Working Group Gas Update

October 2021

xserve

Provided by:



# Gas Address Data Update

Plot to Postal Address	Baseline	Current	Commentary
	Jan-18	Oct-21	
GT Registered Sites	43,548	14,400	We have seen a decrease of 20 sites this month. Xoserve continue to encourage the cleansing of this pot via our CSSC DSG forum, other operational forums and one to one operational meetings.
GT Unregistered Sites	60,209	7,800	This pot has increased by 146 sites this month. These sites are within a number of BAU processes with monthly portfolios and reporting being issued to customers for action where appropriate.
IGT Registered Sites	60,514	39,457	IGT registered sites has decreased by 273 sites. This pot is actively managed by BAU IGT processes and reported via the appropriate governance workgroups.
IGT Unregistered Sites	69,215	67,515	IGT unregistered sites has decreased by 1,322 sites. This pot is actively managed by BAU IGT processes and reported via the appropriate governance workgroups.
MTD Cleanse	Baseline	Current	Commentary
	TBC	TBC	
Address Profiling	Baseline	Current	Commentary
	Jun-19	Oct-21	
Dummy Post Codes	180,340	26,952	Cleansing reports continue to be issued to industry for action.
Missing Post Town	63	117	
Missing Building Name, Building Number & Delivery Point Alias	40,738	37,577	The majority of the missing building name/building number are due to plot addresses. These will be cleansed via the BAU process upon ownership of the site.
Missing Building Name and Building Number	172,701	176,340	
* iGT baseline reporting from Jan-20			



Significant Risk -  
Immediate mitigation required



Increased Risk -  
Urgent mitigation required



At Risk -  
Manageable with mitigation



On track -  
But being closely monitored



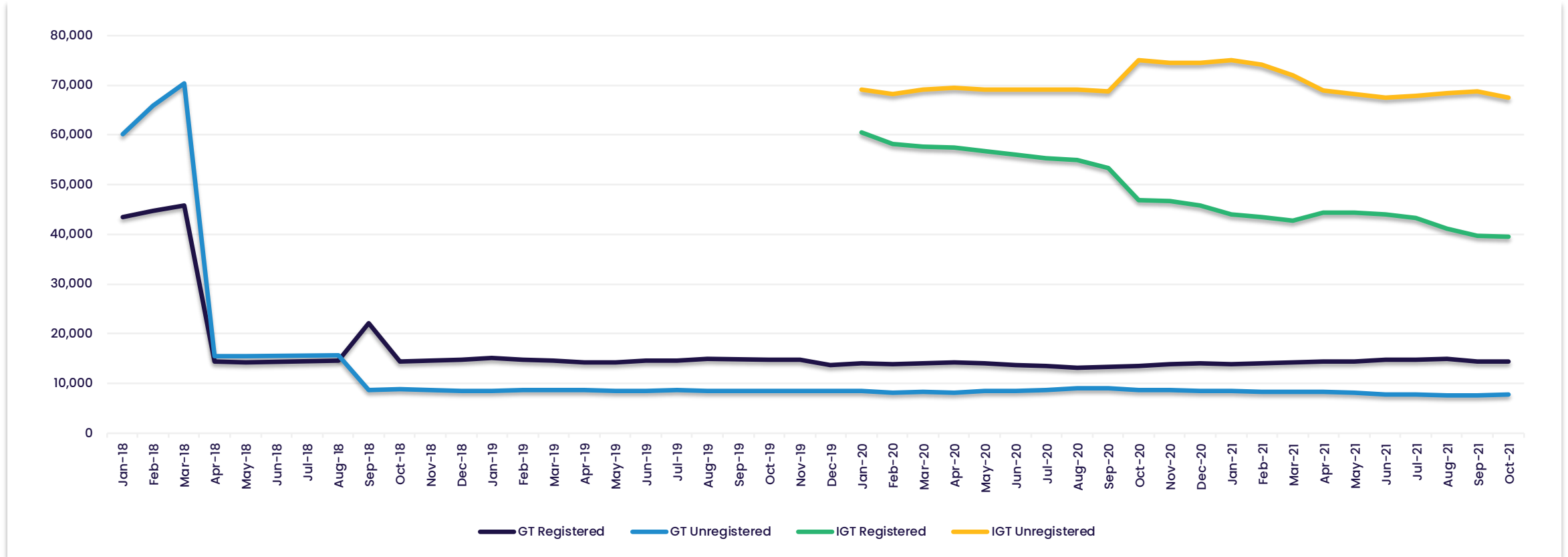
On track



Complete

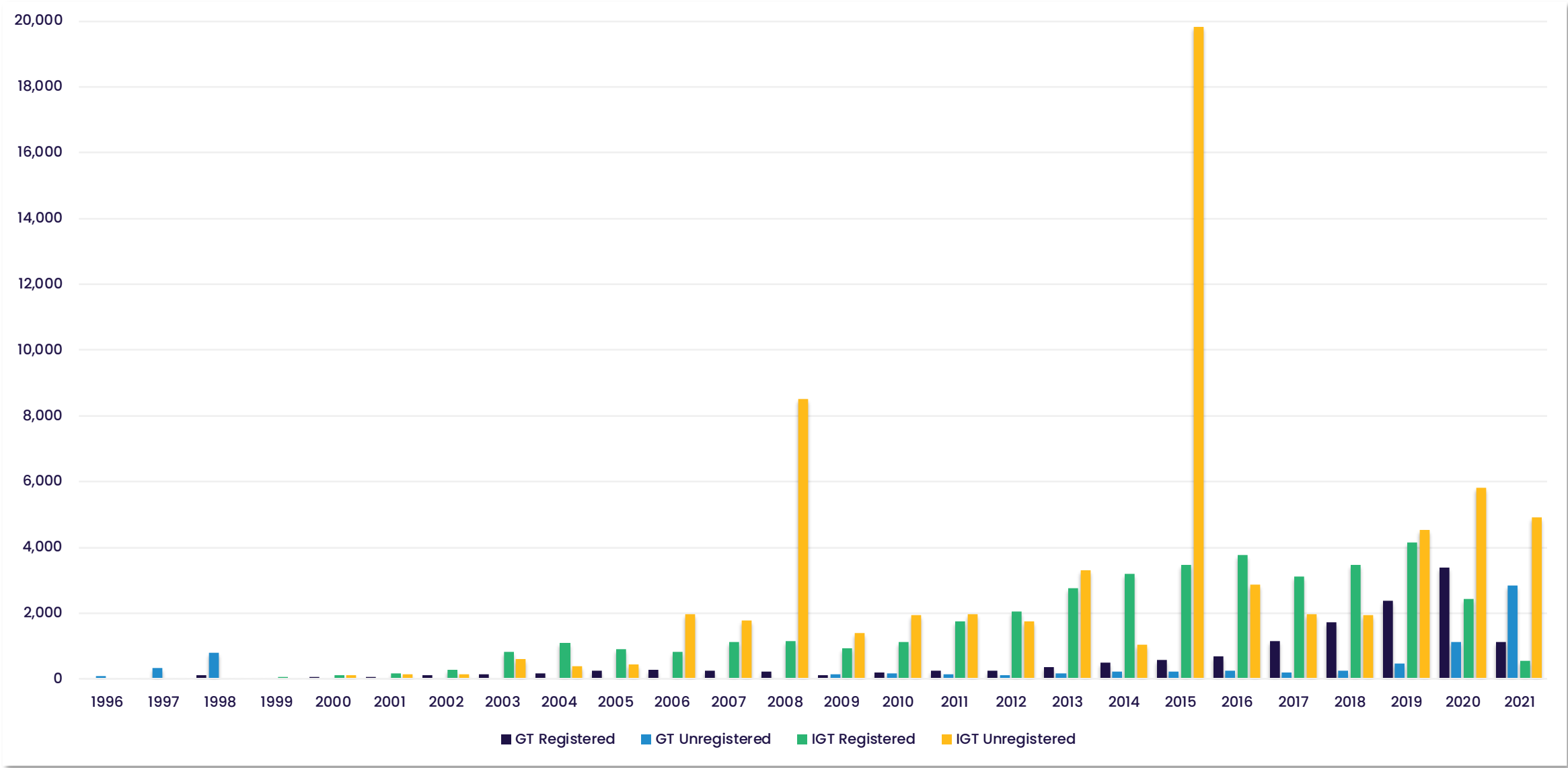


# Gas Plot to Postal Address Volumes



Shipper Size	MPRN Count											
	Nov-20	Dec-20	Jan-21	Feb-21	Mar-21	Apr-21	May-21	Jun-21	Jul-21	Aug-21	Sep-21	Oct-21
Large	48,962	48,361	46,714	46,314	45,765	48,118	48,173	48,138	47,535	45,622	44,153	43,828
Medium	8,430	8,372	8,042	8,078	8,219	7,672	7,725	7,576	7,626	7,429	7,106	7,171
Small	3,230	3,185	3,148	3,050	2,955	2,972	2,987	2,994	2,994	2,974	2,891	2,858
Unregistered	83,267	83,110	83,517	82,546	80,414	77,340	76,274	75,329	75,668	76,032	76,491	75,315

# Gas Plot Address Age Profile



# Gas Update

Consequential Changes		RAG		Completion Date		Commentary
		Prev	Curr	Baseline	Forecast	
MAP ID	Creation of MAP ID Field in UK Link.	C	C	Jul-19	Jul-19	MAP ID was successfully implemented in our July minor release. MAP ID's contained within an RGMA flow will now be held within UK Link.
	Initial population of MAP ID detail within UK Link.	C	C	Nov-20	Nov-20	Following industry consultation the initial population of MAP ID is being delivered as part of the November 20 release rather than the June 20 release. In the interim MAP data continues to be cleansed and populated with ongoing discussions via CMAP and 1-2-1's with Xoserve.
	Ongoing population of MAP ID from MAPs and enduring solution implementation	G	G	Jul-19	Nov-21	Detailed design workshops for MAP C solution continue. Industry change pack issued for consultation to ChMC Industry participants. Change packs to be created for MAMCOP approval following completion of design workshops. Currently on track for November 21 delivery. MAP ID will continue to be populated via MAP's via interim loads to UK Link.
Shipper/ Supplier Mapping	Cleansing activity for Shipper/Supplier mapping.	G	G	Feb-20	Jun-21	This is now a BAU process with the data being mastered by Xoserve. Ongoing cleansing continues with a number of suppliers with a timeline of end of August for responses. Xoserve are tracking this but the population is nearing completion.
	Transfer of ownership of stakeholder data from SPAA to Xoserve.	C	C	Feb-20	Feb-20	Ownership of the process has transferred to Xoserve. This is now an Industry BAU process as defined within SPAA.
RMP Status	Recognition & mapping of existing meter point status to new RMP values.	C	C	Nov-20	Nov-20	Detailed design is complete with the mapping of meter point status and meter status to new RMP status values complete and approved by the Industry via ChMC governance.
LEN Indicator	LEN indicator creation in UK Link.	N/A	N/A	Jun-21	Apr-22	This will be implemented as part of Xoserve consequential programme. Design, build and testing complete following approval via the DSC governance
	LEN indicator data transformation/update / operational processes.	N/A	N/A	TBC	TBC	Detailed requirements to be defined for the enduring process in order define datasets to be held.
	LEN site investigation	N/A	N/A	TBC	TBC	Need further information to understand this requirement.



Significant Risk -  
Immediate mitigation required



Increased Risk -  
Urgent mitigation required



At Risk -  
Manageable with mitigation



On track -  
But being closely monitored



On track



Complete

# REL Data Cleansing Reports

xserve

Provided by:



# REL Cleansing Reports

- Xoserve are submitting regular data extracts of all meter point addresses to Landmark for matching as part of the industry REL creation cycles
- DCC and Landmark are producing cleansing reports containing unmatched meter point addresses to aid cleansing and help improve REL match rates
- Xoserve will be splitting these cleansing report by Shipper and send them out to parties with unmatched data

# REL Cleansing Reports

The first report is due to be issued to Shippers mid October.

Please be aware that the data used in the matching process for this first report is quite old, but the report will give you an idea of the level of potential unmatched addresses for sites in your portfolio which might need to be cleansed:

REL Data Extract Cycle	Data Extract	DCC Issue Unmatched Report to Xserve	Xserve Issue Shipper Cleansing Reports
4a	Nov-20	10/09/21	15/10/21
4a	Nov-20	25/10/21	-
4b	Sep-21	29/11/21	17/12/21
4b	Sep-21	10/01/22	01/02/22
5	Dec-21	08/02/22	01/03/22
6	Mar-22	01/04/22	25/04/22

# REL FAQs Document

A set of REL FAQs has recently been published by DCC on Salesforce which may help answer any questions you have relating to REL.

The screenshot shows a Salesforce Knowledge article page. The browser tab is 'REL FAQ File\_v0.4' and the URL is 'https://switchingprogrammeportal.force.com/s/article/REL-FAQ-File-v0-4'. The page has a top navigation bar with four tabs: 'MY ORGANISATION' (purple icon), 'MY QUERIES' (blue icon), 'PROGRAMME ASSESSMENTS' (teal icon), and 'KNOWLEDGE BASE' (green icon). Below the tabs, the article 'REL FAQ File\_v0.4' is displayed. It includes a title, a subtitle 'REL FAQ File\_v0.4', a date '01-Oct-2021', and a category 'Knowledge'. The article content shows fields for 'Title', 'URL Name', and 'Article Link'. The 'Article Link' is a long URL: 'https://switchingprogrammeportal.my.salesforce.com/sfc/p/4J000000Fmw9/a/4J0000002BRX/DzX1yGu0R0ofEDYTCb7j1VdgNIQWxVnblF8g56dL2AQ'. On the right side, there is a 'Files (0)' section and a 'Related Articles' section. The 'Related Articles' section lists five articles with their view counts: 'JIRA Training Videos: 1. Intro = Navigating FAQ' (9), 'REL Data Request\_29062021' (4), 'SP\_DE\_REL\_Lifecycle\_Document\_v1.0[PUBLISHED]' (40), 'UK Link File Format Change Summary 20190904 FINAL DRAFT' (66), and 'JIRA Training Videos: 5. Optimising the FAQ page' (2).

REL FAQ File\_v0.4

REL FAQ File\_v0.4

01-Oct-2021 · Knowledge

**Title**  
REL FAQ File\_v0.4

**URL Name**  
REL-FAQ-File-v0-4

**Article Link**  
<https://switchingprogrammeportal.my.salesforce.com/sfc/p/4J000000Fmw9/a/4J0000002BRX/DzX1yGu0R0ofEDYTCb7j1VdgNIQWxVnblF8g56dL2AQ>

**Files (0)**

**Related Articles**

JIRA Training Videos: 1. Intro = Navigating FAQ	9
REL Data Request_29062021	4
SP_DE_REL_Lifecycle_Document_v1.0[PUBLISHED]	40
UK Link File Format Change Summary 20190904 FINAL DRAFT	66
JIRA Training Videos: 5. Optimising the FAQ page	2

# Transition and Cutover Update

xserve

Provided by:





# Transition & Cutover Updates

- DM Live Rehearsal (DM LR) Cycle 3 SIT Regression is currently underway. This test phase is due to end on 15/10.
- Preparations and planning are underway for Transition Testing which is planned to commence on 6th November for Xoserve
- The SI have published the Held Switch Processing approach. Details in subsequent slides
- Ofgem has baselined the Go-live Principles that outline the selection process of the CSS Go-live date (details in subsequent slides)
- The Post Implementation Working Group has commenced, with a focus on operational readiness currently. The first draft of the Early Life Support Approach has been shared for PUI review.

# Transition CRs / Potential Changes

- CR-D100 (Further consequential changes to DB4 and related artefacts following CR-D071)
- CR-D107 (Addition of assumption on MAD Log in relation to earliest possible Go-Live Date)  
– CONTENT TO FOLLOW
- CR-D095 (TT Remediation & Paper-Based Testing Workshop)
- CR-D103 (Documentation only updates to NCT-0134 DMT Live Rehearsal Test Plan and NCD-0012 Data Migration Solution Design Catalogue)
- CR-D105 (Changes to DB4 document; 'E2E Transition Plan – Implementation Approach' to remove the requirement to expose the REL (Retail Energy Location) to users pre-CSS go-live)

These CRs do not have a fundamental impact on Xoserve.

# Held Switch Processing Approach

- Given that Licence parties will be holding Switches that will go-live post CSS Go-live.
- The held switch approach proposed by the SI articulate how these switches will be released for processing to CSS.
- As part of this approach, the Suppliers will each receive an allocation (based on market share) for each day the Held Switch Management period is active (details in the next slide)
- From a UK Link perspective, we will need to mirror this approach for consequential files as well.
- This will mean that for any switches released by suppliers on a particular day, the corresponding consequential settlement files will need to be issued to UK Link.

# Held Switch Processing Approach

Suppliers will each receive an allocation (based on market share) for each day the Held Switch Management period is active;

- The maximum daily volume of domestic switch requests which may be submitted to CSS during that day. This will be inclusive of BAU and held switch requests.
- The maximum hourly volume of domestic switch requests which may be submitted to CSS during that day. This will be inclusive of BAU and held switch requests.
- The maximum daily submission of supplier arranged (agent) appointments for domestic supply will follow the allocations of domestic switches.
- The maximum hourly volume of supplier arranged (agent) appointments for domestic supply will follow the allocations of domestic switches.
- The maximum number of domestic Supply Start Dates which occur on the same day. This will be inclusive of BAU and held switch requests.
- The maximum number of Initial Registration (non-switch) requests which may be submitted to CSS during that day. This will be inclusive of BAU and held Initial Registration requests.
- It is expected that non-domestic switch requests will be unconstrained during Held Switch Management period and so no allocations will be provided.
- The submission of supplier arranged (agent) appointments for non-domestic supplies will not be constrained and so allocations will not be provided.

# Go-live Date Principles

- Following the approval of CR-D071 (Removal of in-flights), a mitigating action of the early adoption of a set of principles that could be considered to support the determination of a go-live date was agreed
- Ofgem has since then put together principles that will guide the decision making process for the Go-live date selection in January 2022
- The following slides call out the principles agreed within the Switching Programme
- Xoserve have fed into these conversations articulating the constraints that exist within UK Link processing and UNC commitments

1. **Cutover will take place over a weekend** as detailed in DB4 (*D-4.2.6 CSS Data Migration Plan*) the cutover window is planned to be executed for 4 days across a weekend. This would rule out a Thursday / Friday Go-Live.
  - A Thursday / Friday Go-Live date could only be considered with a Change Request to amend DB4, as well as likely regulatory changes (introduction of non effective days) and is subject to PUI confirmation.
2. **Monday Go-Live preferred** however this would not necessarily preclude the potential for a ***Tuesday*** or ***Wednesday*** Go-Live. The timing of the “no change” period around the cutover weekend could be adjusted as to how it falls around the weekend.
  - The implications for a non-Monday Go-live are currently being considered and may require regulatory support re addition of non-effective days, consideration of additional testing may also be required.



1. **Cutover will take place over a weekend** as detailed in DB4 (*D-4.2.6 CSS Data Migration Plan*) the cutover window is planned to be executed for 4 days across a weekend. This would rule out a Thursday / Friday Go-Live.
  - A Thursday / Friday Go-Live date could only be considered with a Change Request to amend DB4, as well as likely regulatory changes (introduction of non effective days) and is subject to PUI confirmation.
2. **Monday Go-Live preferred** however this would not necessarily preclude the potential for a ***Tuesday*** or ***Wednesday*** Go-Live. The timing of the “no change” period around the cutover weekend could be adjusted as to how it falls around the weekend.
  - The implications for a non-Monday Go-live are currently being considered and may require regulatory support re addition of non-effective days, consideration of additional testing may also be required.

### 3. Go-Live date should consider avoiding any Bank Holidays between T2 to Go-live

- This impacts timing around data submissions at T2 and the final cutover.
- Bank holidays are non-working days for UK Link & MPRS
- There are currently no planned bank holidays during Go- Live range 6 June– 22 August 2022
- A 6 June go live could potentially be supported by elongating cutover weekend to 6 days and halting gas initial registrations before T2.
- NB - If adopted this would rule out the first week of the Go-live range and the **earliest go-live date would be Monday 13th June 2022.**



4. **Where it does not disproportionately impact the programme, consideration will be given to the minimise the impact of Go-Live date on the low volume (comparative) of non-domestic switches.**

**Go-live date should consider avoiding 1<sup>st</sup> month falling between +1 and +5 during the first week of operation**

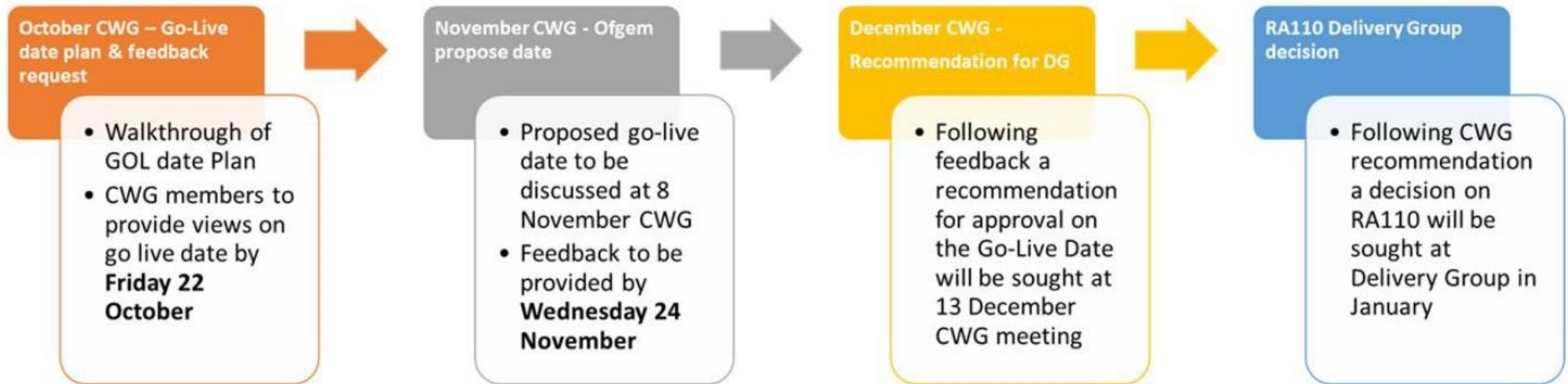
- This would rule out Go-Live during w/c 27 June 2022 (3 days) and also Wednesday 27 July.
- The majority of non-domestic contracts begin on the first of the month, this is reflected in the volume of non-domestic switch request SSDs
- There is a peak of non-domestic switch requests (SSD of 1<sup>st</sup> Month) raised on 3<sup>rd</sup> & 4<sup>th</sup> of the month.

**Go Live Date range falls between 6 June 2022 - 22 August 2022**



Key	
<span style="background-color: #28a745; border: 1px solid black; display: inline-block; width: 15px; height: 10px;"></span>	Go Live date possible (no issues identified)
<span style="background-color: #ffc107; border: 1px solid black; display: inline-block; width: 15px; height: 10px;"></span>	Go Live date possible (awaiting confirmation)
<span style="background-color: #dc3545; border: 1px solid black; display: inline-block; width: 15px; height: 10px;"></span>	Go Live date to avoid (draft go-live principles)
<span style="background-color: #ffc107; border: 1px solid black; display: inline-block; width: 15px; height: 10px;"></span>	Go Live date possible (industry concerns)
<span style="background-color: #fff3cd; border: 1px solid black; display: inline-block; width: 15px; height: 10px;"></span>	Go-Live date requires DB4 change
<span style="background-color: #d1ecf1; border: 1px solid black; display: inline-block; width: 15px; height: 10px;"></span>	Go-Live Range

Point to note: current DB4 Transition/Inflights approach requires cutover to fall over a weekend - Thursday and Friday Go Live dates would require a change request and potential introduction of non working/effective days



# Transition Risks

Risk	Mitigation	Exposure
There is a risk that the SoLR process might kick off during the transition period because of a supplier going out of business at that time leading to Landmark needing to cater to additional volumes and also the potential for additional requirements for PUs to undertake to ensure Transition timelines are maintained	This has been raised with Ofgem and SI. This is being addressed at the programme level. SI is in the process of drafting scenarios to assess options	Low
Risk that additional Transitional changes could change scope of Transition should more changes be identified as Transition planning continues at the Central programme level leading to changes to the Transition plan and Xoserve planned activities	Xoserve are actively involved in all programme work groups to monitor and mitigate this risk	Medium
Risk that the scope of Programme Change Freeze from 3rd January 2022 is not clearly defined	Xoserve are working with the SI and Ofgem to understand the scope of the proposed change freeze. Internally, we have drafted a strawman	Medium

# ECAP Update

xserve

Provided by:





# End to End Cutover Approach & Plan (ECAP) Overview

- ECAP is a Programme Coordinator deliverable aimed at ensuring that Licence parties are completely aware of the roles and responsibilities during the Switching Programme Transition period. ECAP has been derived from the NC-103 Transition Plan / Run Book that the SI have produced in collaboration with all PUIs and central bodies.
- Aimed primarily for Licenced Parties & their 3<sup>rd</sup> party IT/Adapter Providers; each LP is responsible for ensuring providers act in accordance with ECAP
- **ECAP assumes GO LIVE on 13/6/22 (as per the latest assumption within the Switching Programme MAD log)**
  - Supplementary to Programme Plan & MAD Log
  - Underpinned by NC-103 Transition Plan / Run Book (Source of Detailed Activities)
- **ECAP will be baselined in Nov '21 as part of TR10\* Industry Cutover Plan Baseline**
- **3 Transition Periods**
  - Pre-Transition (Nov'21 – Mar'22)
  - Transition Period – 3 Stages (Mar'22 – Jun'22)
  - Post Transition Period (Early Life Support)



**Transition Stage 1 (TS1)** – Initial population of CSS with data from Existing System Providers (ESP's) interfaces

**Transition Stage 2 (TS2)** – Enablement of interfaces between ESPs & CSS for ongoing data synchronisation & processes i.e. management of in flight/held switches

**Transition Stage 3 (TS3)** – Final synchronisation & enablement of interfaces of supplier/shippers & their agents, also finalisation of management of held switched (see ECAP p32/33)

# Transition / ECAP Introduction

The ECAP is split into 7 sections, with the bulk of the LP activity detailed in sections 1 & 2 – both from an assessment & task perspective.

## 1. Programme Co-Ordination During Transition Phase

- Principles of Programme Co-Ordination
- Assessments & Checkpoints
- Support Processes During Transition

## 2. Summary of E2E Cutover Plan (ECAP) for Licensed Parties (LP's)

- Summary of Activities including Key Dates
- LP Activity Scope & How Relates to Cutover Runbook
- Specific Focus on High Risk Actions eg Held Switches & Connectivity Testing
- Expanded POAP - Detailed Breakdown (Focus On Stage 3 & Pre Stage 3 Activity)

## 3. Governance

- Governance Framework inl Proposed Mods Before, During & After Cutover
- Escalation Process
- Governance Cadence Timeline

## 4. Issue Scenarios Playbook

- Identification of Potential Adverse Events
- Contingency Approach Background
- Scenario 1 - Data Migration Failure During TS1 or TS2
- Scenario 2 - Delay During TS1 or TS2
- Scenario 3 - Functionality Restricted due to Defect in a Central System
- Scenario 4 - Failure by one or more Parties to Complete Required Activities
  - 4a - One or More LP's at ECAP Checkpoints
  - 4b - One or More 3rd Party IT Providers at ECAP Checkpoints
- Scenario 5 - Significant number of post TS1/TS2/TS3 Incidents
- Scenario 6 - External Event Disrupts Cutover eg SOLR, Data Centre Failure, Facility Disaster

## 5. Licensed Party Communications Approach & Plan

- Overview
- Plan Objective & Scope
- ECAP Channels & Principles
- Summary by Transition Period

## 6. Approach to Testing ECAP


- Co-Ordination & Logistics
- Participants
- Timing & Structure
- Entry & Exit Criteria
- Approach to Lessons Learned

## 7. ECAP Exit Criteria & Assurance

# Transition Stage 1 POAP

Task Name	Start	End
<b>Transition Stage 1 Start</b>	<b>Mon 21-03-22</b>	<b>Mon 21-03-22</b>
Domain Data Migration	Sat 19-03-22	Sat 19-04-22
Domain Data Production Interfaces Enabled	Sat 19-03-22	Sat 19-04-22
Domain Data Migration	Mon 21-03-22	Thu 24-03-22
MDO	Mon 21-03-22	Tue 22-03-22
SDD	Mon 21-03-22	Thu 24-03-22
ERDA Data Cut	Sat 19-03-22	Sun 27-03-22
Data Migration code deployed to Production	Sat 19-03-22	Sat 19-03-22
Transition Production Cut- Data Cut Taken - Bulk Extraction	Mon 21-03-22	Wed 23-03-22
RMP	Tue 22-03-22	Fri 25-03-22
Registrations	Wed 23-03-22	Sat 26-03-22
MAPs	Wed 23-03-22	Sat 26-03-22
ERDA Data Cut	Thu 24-03-22	Sun 27-03-22
Disable adaptors (start queuing delta data messages at adaptors)	Mon 21-03-22	Mon 21-03-22
DNO	Mon 21-03-22	Wed 23-03-22
IDNO	Mon 21-03-22	Wed 23-03-22
CommHubDataLinks Data Cut	Sun 20-03-22	Mon 21-03-22
Data Migration	Thu 24-03-22	Mon 02-04-22
<b>Bulk Migration (Inbound)</b>	<b>Thu 24-03-22</b>	<b>Tue 15-04-22</b>
Data Load - ERDA	Fri 25-03-22	Fri 18-04-22
CSS Load - Pre-load DQR Generation (Gas)	Fri 25-03-22	Fri 25-03-22
CSS Load - SI Pre-load Check (Gas)	Fri 25-03-22	Fri 25-03-22
CSS Load - RMP (Elec)	Sat 26-03-22	Tue 29-03-22
CSS Load - Registration (Gas)	Wed 30-03-22	Sat 02-04-22
CSS Load - MAP (Gas)	Wed 30-03-22	Fri 15-04-22
Data Load - ERDA	Thu 24-03-22	Sat 18-04-22
CSS Load - Pre-load DQR Generation (Elec)	Thu 24-03-22	Fri 25-03-22
CSS Load - SI Pre-load Check (Elec)	Thu 24-03-22	Fri 25-03-22
CSS Load - RMP (Elec)	Fri 01-04-22	Sun 03-04-22
CSS Load - SI Reconciliation - RMP (Elec)	Mon 04-04-22	Mon 04-04-22
Contingency for RMP (Elec) - Remediation/Load of failed records (if any)	Mon 04-04-22	Tue 05-04-22
CSS Load - Registration (Elec)	Thu 07-04-22	Fri 08-04-22
CSS Load - SI Reconciliation - Registration (Elec)	Mon 11-04-22	Mon 11-04-22
Contingency for Registration (Elec) - Remediation/Load of failed records (if any)	Mon 11-04-22	Tue 12-04-22
CSS Load - Associations (Elec)	Wed 14-04-22	Thu 14-04-22
CSS Load - MAP (Elec)	Thu 14-04-22	Fri 15-04-22
CSS Load - SI Reconciliation Associations & MAPs (Elec)	Fri 15-04-22	Sat 16-04-22
Contingency for Associations & MAPs (Elec) - Remediation/Load of failed records (if any)	Fri 15-04-22	Sat 16-04-22
Data Load - CommHubLinks	Sun 17-04-22	Mon 18-04-22
<b>Bulk Migration (Outbound)</b>	<b>Sat 02-04-22</b>	<b>Mon 02-05-22</b>
registrationID Data	Sat 02-04-22	Sun 10-04-22
registrationID Extraction	Sat 02-04-22	Sun 03-04-22
registrationID Load	Sun 03-04-22	Sun 10-04-22
REL Data	Tue 12-04-22	Mon 02-05-22
REL Data Generation	Tue 12-04-22	Fri 22-04-22
REL Creation - part 1 (starts after RMP + flag for Gas & Elec loaded) (needs exclusive access)	Fri 12-04-22	Tue 12-04-22
REL Creation - part 2 (process in parallel)	Wed 13-04-22	Thu 21-04-22
REL Creation - part 3 (needs exclusive access)	Fri 22-04-22	Fri 22-04-22
REL Data Extraction	Sat 23-04-22	Sun 01-05-22
REL Data Extraction - Gas Enquiry Services	Sat 23-04-22	Sun 28-04-22
REL Data Extraction - Electricity Enquiry Services	Sat 23-04-22	Sun 28-04-22
REL Data Extraction - DNO/IDNO	Sat 30-04-22	Sun 01-05-22
REL Data Dissemination	Mon 25-04-22	Mon 02-05-22
REL Data Load - Gas Enquiry Services	Mon 25-04-22	Sun 01-05-22
REL Data Load - Electricity Enquiry Services	Mon 25-04-22	Fri 29-04-22
REL Data Retrieval - DNO/IDNO	Mon 02-05-22	Mon 02-05-22
<b>Transition Stage 1 - Bulk Migration Outbound - Complete</b>	<b>Tue 05-05-22</b>	<b>Tue 05-05-22</b>

Mar-22														Apr-22														May-22																																																					
Friday	Saturday	Sunday	Monday	Tuesday	Wednesday	Thursday	Friday	Saturday	Sunday	Monday	Tuesday	Wednesday	Thursday	Friday	Saturday	Sunday	Monday	Tuesday	Wednesday	Thursday	Friday	Saturday	Sunday	Monday	Tuesday	Wednesday	Thursday	Friday	Saturday	Sunday	Monday	Tuesday	Wednesday	Thursday	Friday	Saturday	Sunday	Monday	Tuesday	Wednesday	Thursday	Friday	Saturday	Sunday																																					
11-03-2022	12-03-2022	13-03-2022	14-03-2022	15-03-2022	16-03-2022	17-03-2022	18-03-2022	19-03-2022	20-03-2022	21-03-2022	22-03-2022	23-03-2022	24-03-2022	25-03-2022	26-03-2022	27-03-2022	28-03-2022	29-03-2022	30-03-2022	31-03-2022	01-04-2022	02-04-2022	03-04-2022	04-04-2022	05-04-2022	06-04-2022	07-04-2022	08-04-2022	09-04-2022	10-04-2022	11-04-2022	12-04-2022	13-04-2022	14-04-2022	15-04-2022	16-04-2022	17-04-2022	18-04-2022	19-04-2022	20-04-2022	21-04-2022	22-04-2022	23-04-2022	24-04-2022	25-04-2022	26-04-2022	27-04-2022	28-04-2022	29-04-2022	30-04-2022	01-05-2022	02-05-2022	03-05-2022	04-05-2022	05-05-2022	06-05-2022	07-05-2022	08-05-2022	09-05-2022	10-05-2022	11-05-2022	12-05-2022	13-05-2022	14-05-2022	15-05-2022	16-05-2022	17-05-2022	18-05-2022	19-05-2022	20-05-2022	21-05-2022	22-05-2022	23-05-2022	24-05-2022	25-05-2022	26-05-2022	27-05-2022	28-05-2022	29-05-2022	30-05-2022	31-05-2022






	Start	End
<b>Transition Stage 2 Start</b>	<b>Mon 02-05-22</b>	<b>Mon 02-05-22</b>
<b>Production Interfaces</b>	Sun 01-05-22	Sun 01-05-22
<b>Data Migration</b>	Mon 02-05-22	Sun 29-05-22
Data Sync (over Production Interfaces (Prior to Weeekly Registration and SAA loads) - Map successors (i.e. start weekly feeds)	Mon 02-05-22	Fri 06-05-22
<b>New Registrations and Appointments (End of Week 1)</b>	<b>Sat 07-05-22</b>	<b>Mon 16-05-22</b>
GRDA	Sat 07-05-22	Mon 16-05-22
Data Migration (Inbound)	Sat 07-05-22	Wed 11-05-22
Data Migration (Outbound)	Thu 12-05-22	Mon 16-05-22
ERDA	Sat 07-05-22	Sun 15-05-22
Data Migration (Inbound)	Sat 07-05-22	Sat 14-05-22
Post-Load Data Integrity Checks	Sat 14-05-22	Sun 15-05-22
<b>New Registrations and Appointments (End Of Week 2)</b>	<b>Sat 14-05-22</b>	<b>Sun 22-05-22</b>
GRDA	Sat 14-05-22	Sun 22-05-22
Data Migration (Inbound)	Sat 14-05-22	Mon 16-05-22
Data Migration (Outbound)	Tue 17-05-22	Sun 22-05-22
ERDA	Sat 14-05-22	Sun 22-05-22
Data Migration (Inbound)	Sat 14-05-22	Sat 21-05-22
Post-Load Data Integrity Checks	Sat 21-05-22	Sun 22-05-22
<b>New Registrations and Appointments (End Of Week 3)</b>	<b>Sat 21-05-22</b>	<b>Sun 29-05-22</b>
GRDA	Sat 21-05-22	Sat 28-05-22
Data Migration (Inbound)	Sat 21-05-22	Mon 23-05-22
Data Migration (Outbound)	Tue 24-05-22	Sat 28-05-22
ERDA	Sat 21-05-22	Sun 29-05-22
Data Migration (Inbound)	Sat 21-05-22	Sat 28-05-22
Post-Load Data Integrity Checks	Sat 28-05-22	Sun 29-05-22
<b>New Registrations and Appointments (End Of Week 4)</b>	<b>Sat 28-05-22</b>	<b>Wed 01-06-22</b>
GRDA	Sat 28-05-22	Mon 30-05-22
Data Migration (Inbound)	Sat 28-05-22	Mon 30-05-22
ERDA	Sat 28-05-22	Wed 01-06-22
Data Migration (Inbound)	Sat 28-05-22	Wed 01-06-22
Post-Load Data Integrity Checks	Wed 01-06-22	Wed 01-06-22
<b>In-Flight Switches (Preparation)</b>	<b>Sun 22-05-22</b>	<b>Sun 22-05-22</b>
T1 - In-Flights Management	Tue 10-05-22	Sun 22-05-22
<b>Post-T1 Activities</b>	<b>Sun 22-05-22</b>	<b>Sun 22-05-22</b>
DSP	Sun 22-05-22	Sun 22-05-22
DSP start rejection of Switch (change of supplier) contents in RDP files	Sun 22-05-22	Sun 22-05-22
GRDA	Sun 22-05-22	Sun 22-05-22
UK Link stops accepting new Switch/Change of Supplier requests	Tue 10-05-22	Tue 10-05-22
ERDA	Tue 10-05-22	Tue 10-05-22
<b>(i)DNOs stop accepting new Switch/Change of Supplier requests</b>	<b>Tue 10-05-22</b>	<b>Tue 10-05-22</b>
Adjust Advanced Registration period (on day GL -27) to 15 days. i.e. no advanced registrations beyond T2	Tue 10-05-22	Tue 10-05-22
<b>Suppliers</b>	<b>Sun 22-05-22</b>	<b>Sun 22-05-22</b>
Start queuing Switch Requests in Supplier Systems (SH)	Sun 22-05-22	Sun 22-05-22

[illegible]

# Transition Stage 3 POAP

Task Name	Start	End
<b>Transition Stage 3 Start</b>	<b>Mon 30-05-22</b>	<b>Mon 30-05-22</b>
<b>Cutover</b>	<b>Wed 01-06-22</b>	<b>Thu 02-06-22</b>
<b>Post T2 - In-Flights Management</b>	<b>Wed 01-06-22</b>	<b>Wed 01-06-22</b>
<b>ERDA</b>	<b>Wed 01-06-22</b>	<b>Wed 01-06-22</b>
(i)DNOs stop accepting new Switch/Change of Supplier requests	Wed 01-06-22	Wed 01-06-22
Adjust Advanced Registration period (at T2 + 1day) to 4 days.	Wed 01-06-22	Wed 01-06-22
<b>GRDA</b>	<b>Wed 01-06-22</b>	<b>Wed 01-06-22</b>
Place-holder for any UK Link changes to support start of No Change Period (T2+1day)	Wed 01-06-22	Wed 01-06-22
<b>No Change Period Starts</b>	<b>Wed 01-06-22</b>	<b>Wed 01-06-22</b>
<b>Final Migration of Registrations and SAA</b>	<b>Wed 01-06-22</b>	<b>Sun 05-06-22</b>
<b>GRDA</b>	<b>Wed 01-06-22</b>	<b>Sun 05-06-22</b>
<b>Data Migration (Inbound)</b>	<b>Wed 01-06-22</b>	<b>Sat 04-06-22</b>
<b>Data Migration (Outbound)</b>	<b>Sat 04-06-22</b>	<b>Sun 05-06-22</b>
<b>ERDA</b>	<b>Wed 01-06-22</b>	<b>Sat 04-06-22</b>
<b>Data Migration (Inbound)</b>	<b>Wed 01-06-22</b>	<b>Sat 04-06-22</b>
<b>Post-Load Data Integrity Checks</b>	<b>Sat 04-06-22</b>	<b>Sat 04-06-22</b>
<b>Data Migration (Outbound)</b>	<b>Fri 03-06-22</b>	<b>Thu 09-06-22</b>
<b>Registration ID Dissemination</b>	<b>Sun 05-06-22</b>	<b>Thu 09-06-22</b>
<b>Licensed Parties</b>	<b>Sun 05-06-22</b>	<b>Thu 09-06-22</b>
regID Generation and Export	Sun 05-06-22	Sun 05-06-22
regID Retrieval	Sun 05-06-22	Thu 09-06-22
<b>Enable CSS in to Live Operation</b>	<b>Sun 05-06-22</b>	<b>Sun 05-06-22</b>
<b>Enable Remaining APIs</b>	<b>Sun 05-06-22</b>	<b>Sun 05-06-22</b>
<b>Enable Webhooks</b>	<b>Sun 05-06-22</b>	<b>Sun 05-06-22</b>
<b>Enquiry Services</b>	<b>Sat 04-06-22</b>	<b>Sun 05-06-22</b>
<b>ECOES</b>	<b>Sat 04-06-22</b>	<b>Sat 04-06-22</b>
Enable query API (inc. REL Data)	Sat 04-06-22	Sat 04-06-22
<b>DES (UK Link)</b>	<b>Sun 05-06-22</b>	<b>Sun 05-06-22</b>
Enable query API (inc. REL Data)	Sun 05-06-22	Sun 05-06-22
<b>RDP Files</b>	<b>Sat 04-06-22</b>	<b>Sun 05-06-22</b>
DSP stops receipt of RDP files from ERDA & GRDA	Sun 05-06-22	Sun 05-06-22
<b>GRDA</b>	<b>Sun 05-06-22</b>	<b>Sun 05-06-22</b>
UK Link stops submission of RDP files to DSP (this is replaced by CSS functionality at Go Live)	Sun 05-06-22	Sun 05-06-22
<b>ERDA</b>	<b>Sat 04-06-22</b>	<b>Sat 04-06-22</b>
(i)DNOs stop submission of RDP files to DSP (this is replaced by CSS functionality at Go Live)	Sat 04-06-22	Sat 04-06-22
<b>Go-Live (GO)</b>	<b>Mon 06-06-22</b>	<b>Mon 06-06-22</b>
Identification of Work-off Items	Mon 06-06-22	Fri 10-06-22
<b>Submission of Held Requests</b>	<b>Mon 06-06-22</b>	<b>Thu 23-06-22</b>
Start of submission of held Initial Registrations from T2	Mon 06-06-22	Tue 07-06-22
Start of submission of held Switch Requests from T1	Mon 06-06-22	Wed 22-06-22
Start of submission of held Supplier Agent Appointments from T1	Mon 06-06-22	Wed 22-06-22
Licensed Parties confirm backlogs are cleared	Thu 23-06-22	Thu 23-06-22



# Licensed Party Activity Summary

## Activities Prior to Licensed Party Transition

Activity	Detail
<b>CSS-ready Code, Deployment and Configuration Plans</b>	Licensed Parties (or their 3 <sup>rd</sup> party providers) have finished their development and testing of software against the CSS interface specifications. Parties would have in place the necessary deployment and configuration plans for inclusion within their transition plans/runbooks.
<b>Readiness of Licensed Party Transition Plans/Runbooks</b>	Ahead of entry into Transition, Licensed Parties must ensure their internal plans/runbooks are complete, with details of the scheduling and execution of Licensed Party activities to accomplish their transition to CSS. This should include business transition activities and remediation plans.
<b>SWIKI Certs</b> {NOTE: Timescales under review with SI/DCC to ensure sufficient lead is allowed to support the request/issuance process}	To establish and consume technical interfaces with the CSS, Parties must have requested and been issued with <u>Switching Key</u> Infrastructure certificates for TLS and message signing. {Note: It is assumed that this will be available from 2 weeks prior to Go Live, but is subject to ongoing review/change}
<b>Registration for Access to SI Data Tool</b>  {NOTE: Dependency on the SWIKI certificate request/issuance process for production certificate. Timescales under review with SI/DCC.}	During the late stage of Transition, Licensed Parties will be required to retrieve their registration IDs data files (inc. DPI) – Licensed Parties need to register for accounts to the SI Data Tool which is to be used to disseminate these files. Please see 14 Appendix E – registration ID Retrieval via SI Test Data Tool.  {Note: It is assumed that the TDT registration process will be available from Transition Stage 1 start through to the end of Transition Stage 2}

## Licensed Party Activities within Transition Stage 2

Activity	Detail
<b>Transition – ‘Go/No Go’ Decision</b>  {NOTE: L1-TRI30, currently targeted for 27-May-2022 – required to be realigned post updates to D-4.3.4 E2E Transition – In Flight Switches Management Approach to account for CR-D071 and to align with T1 (see below).}	‘Go/No Go’ decision within Transition Phase. This decision triggers the initiation of the management of In-Flight switches as described in D-4.3.4 E2E Transition Plan – In-Flight Switches Management Approach [3] and the amendments brought by CR-D071 Change to management of in-flight switches approach – D-4.3.4 E2E Implementation Plan [32].  This decision also initiates the start of transition activities to be undertaken by the wider Licensed Party community to complete their transition and the adoption of CSS.
<b>Implementation of T1 – Initiation of In-Flight Switches Management</b>	Licensed Parties engage their business/technical processes to support holding of switch request (after T1) as described in In-Flight Switch Management approach & CR-D071.

# Licensed Party Activity Summary

## Licensed Party Activities within Transition Stage 3 & Go-Live

Activity	Detail
<b>Initiation of Licensed Party Transition Plans</b>	<p>Licensed parties initiate their own transition plans/runbooks to execute their transition activities to integrate with the CSS in readiness for Go Live.</p> <p>{Note: It is assumed that this will start at /after L1-TR130.}</p>
<b>Establish Interfaces with CSS</b>  {NOTE: This is initiated following 'Go' Decision. Timescales to be agreed via Licensed Party Coordinator}	<p>Completion of technical integration with CSS by Licensed Parties. This includes the registration of Webhooks, which also provides the necessary smoke testing (validating certificates and connectivity with the CSS).</p> <p>{Note: It is assumed that this will start at /after L1-TR130 and be completed by T2.}</p>
<b>Implementation of T2 - Initiation of In-Flight Switches</b>  {NOTE: Current planning shows T2 starts at close of business on 01-Jun-2022, this is 2 full working days prior to Go Live}	<p>During the latter stages of Transition, Parties are required to initiate business/technical processes to support ceasing of data changes (in support of the final cutover period) as per In-Flight Switch Management approach &amp; CR-D071. Data changes include Initial (New Registrations and Supplier Arranged Appointments) During this period Licensed Parties are to continue to hold new switch requests within their systems.</p> <p>The cutover period is 2 working days prior to the Go Live of the CSS.</p>
<b>Retrieval of registration IDs &amp; DPI data from SI Data Tool</b>  {NOTE: Data is estimated to be available from 05-Jun-2022. This is under review to ascertain if this can be provided earlier.}	<p>Once the final migrations of data from ESP to CSS have been reconciled and completed, within the cutover period, Licensed Parties must retrieve their registration IDs (inc. DPI). This is a time critical activity which can only occur late within the cutover period.</p> <p>{Note: It is assumed that the TDT registration process will be available from Transition Stage 1 start through to the end of Transition Stage 2}</p>
<b>Load of registration ID data in to Licensed Party system(s)</b>  {NOTE: Timescales to be agreed via Licensed Party Coordinator, however data is required to be loaded prior to interaction with CSS for existing registrations.}	<p>On retrieval of their registration ID data, Licensed Parties are to apply this data to their systems in readiness for consuming CSS at Go Live. This allows LPs to interact with existing registrations held within CSS.</p> <p>This data is described in CR-D037 Provide CSS registration IDs to LP [18].</p>

# Licensed Party Activity Summary

## Licensed Party Activities within Transition Stage 3 & Go-Live

Activity	Detail
<b>Licensed Parties invoke Business/Technical change to support CSS adoption.</b>	This activity is for LPs to enact any business process or technical changes identified as required to support the adoption of CSS. These activities are those documented within the Licensed Party Transition plans/runbooks.
<b>Go Live</b>  {NOTE: This is currently planned for the first working day of Go Live Range (L1-TR140), 13-Jun-2022 but may change}	CSS is Live.  Licensed Parties are now able to interact with CSS.
<b>Licensed Parties finalise new/updated (CSS-ready) business processes</b>	Licensed Parties are to enable new or updated business processes which support consumption of the new CSS and switching arrangements.
<b>Licensed Parties initiate the release of held switches.</b>	LPs to invoke processes/technical solutions to deliver the backlog of held switches to CSS for processing and execution. This is to be in accordance with the 2.5.5 In-Flight (Held) Switches Execution Plan.
<b>Licensed Parties confirm completion of the submission/execution of held switch backlog.</b>	LPs are to provide confirmation that all LP held switches have been submitted to CSS. This is to be in accordance with the 2.5.5 In-Flight (Held) Switches Execution Plan.

# Detailed Transitional Process Updates

xserve

Provided by:






# Topic Areas

- MAM Updates
- Market Sector Updates
- Meter Points Change Processes Summary
- RGMA
- CSEP Amendments
- Address Amendments
- Exit Zone Changes
- Site Takeover Process
- SWN File Process
- DCC Updates (XDO File)
- Gemini MDS and AAQ File Process

Please note that any dates used within the following slides are for illustrative purposes only






# MAM Updates



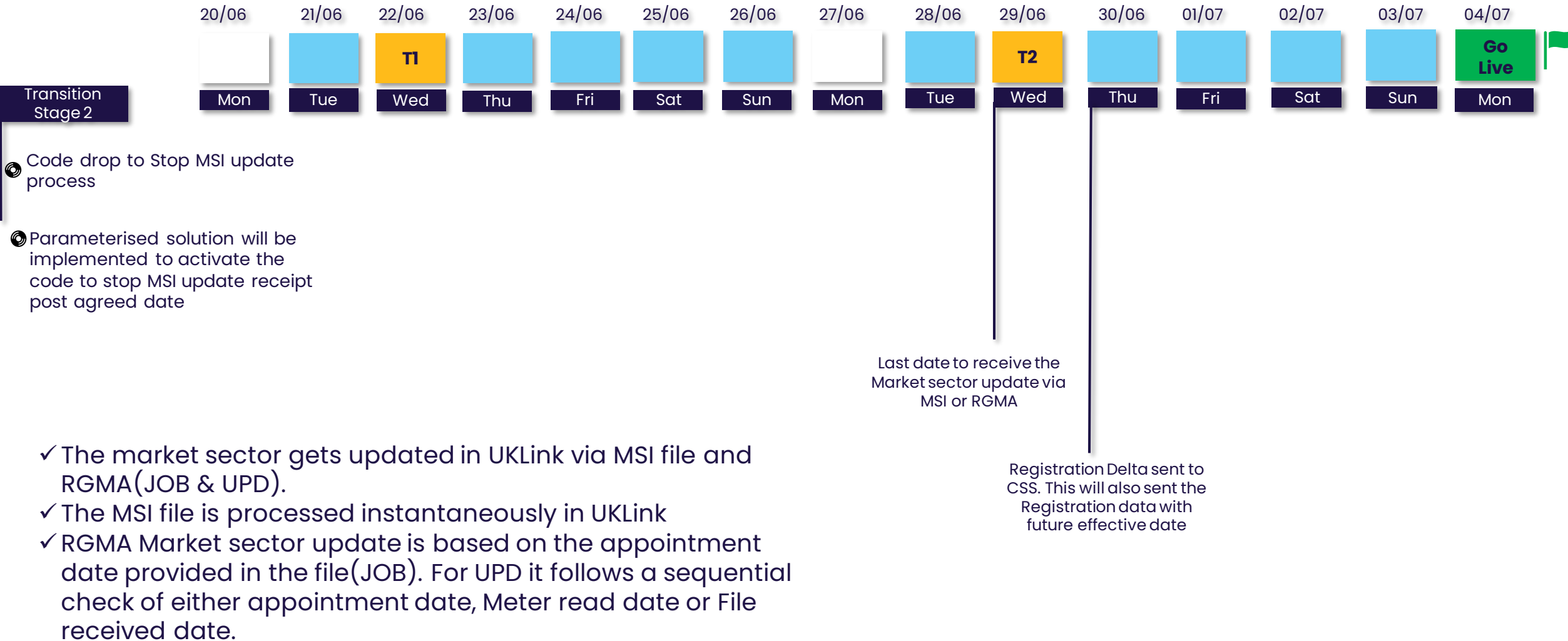
- ✓ The MAM interface accepts future dated and back dated MAM change request.
- ✓ The MAM file is processed instantaneously in UKLink and the supply scenario gets updated
- ✓ MAM update come from the shipper via K08 segment and it will continue through the transition period
- ✓ For MAM update received till Wednesday, the update will be sent through the Registration Delta to CSS. This will include any future dated MAM update as well
- ✓ For MAM update received between Thursday and Sunday, the updates will be sent through first MAM interface run to CSS on Monday. It will sent those MAM which became effective before Monday as per the MAM interface logic.
- ✓ If there are multiple MAM update for the same MPRN during that period, the latest MAM position will be sent out on Monday






# MAM Updates

 <b>RQ9-MAM Update</b>	<b>These will cease from T1 for all CSS managed sites, for other sites these will continue as normal.</b>
 <b>High Level Solution Option</b>	<ul style="list-style-type: none"><li>● The CSS Delta Registration extraction program need to be amended to pick up future date MAM update present in the UK Link system</li><li>● A test will be carried out to prove single run for multiple days will send out latest position MAM update to CSS</li></ul>
 <b>Assumption</b>	<ul style="list-style-type: none"><li>● Backdated MAM updates can be received</li><li>● All future dated MAM update present in UK Link, will be sent as part of Delta Registration to CSS</li></ul>

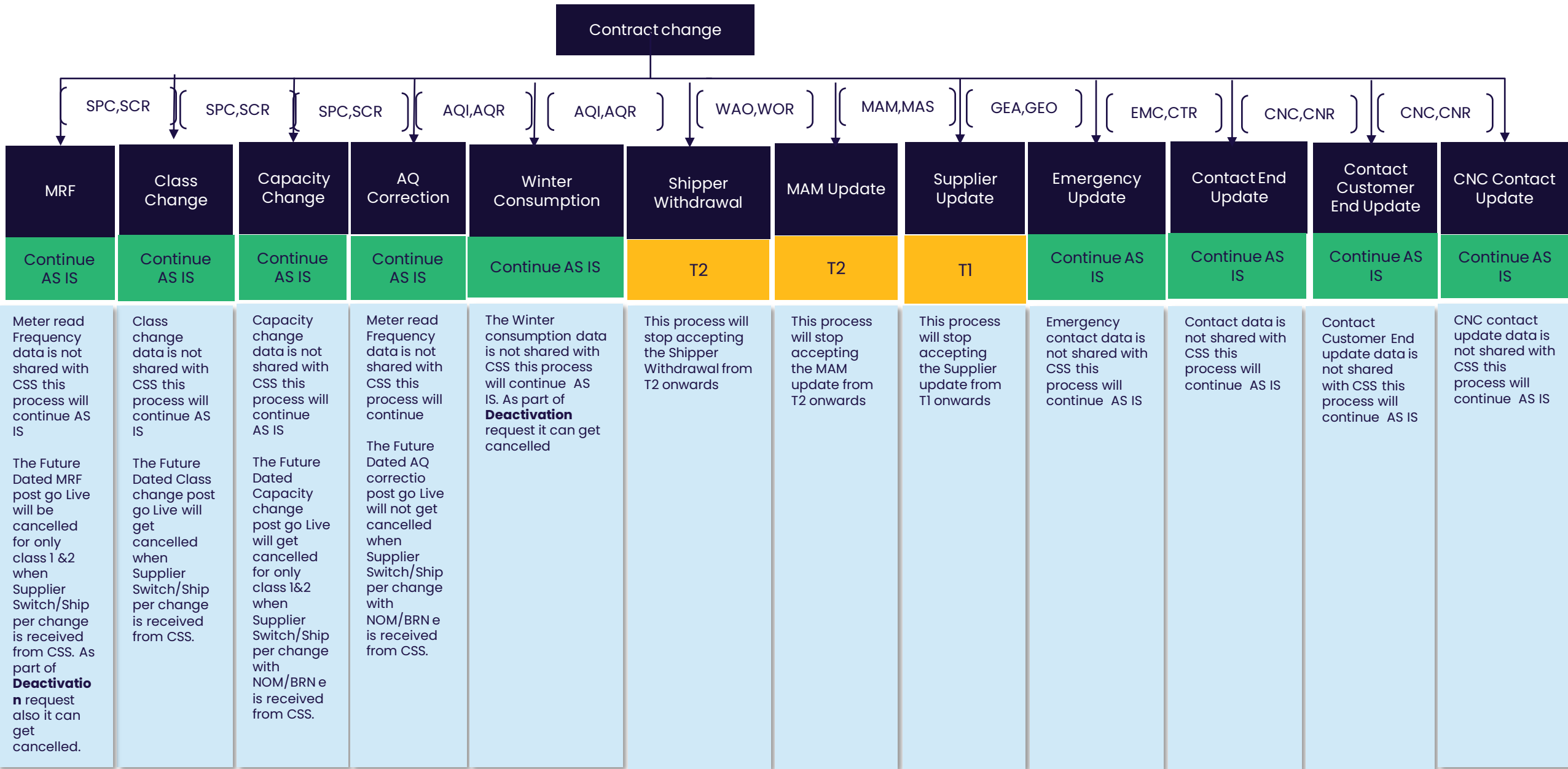
# Market Sector Updates



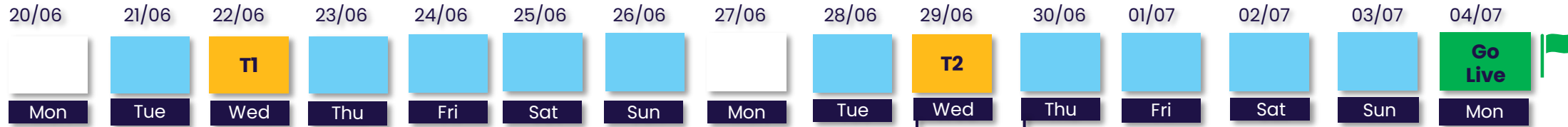
# Market Sector Updates

 RQ10–Market Sector	MSI will cease for CSS managed sites from the T2 milestone Thursday, for other sites these will continue as normal
  <b>High Level Solution Option</b>	<ul style="list-style-type: none"><li>● Parametrised code change to stop accepting the MSI interface to restrict the Market Sector update post T2 period from Thursday</li><li>● The <b>CSS00004</b> rejection will be sent when a shipper sends MSI from T2's Thursday</li><li>● Parametrised code change to stop accepting the RGMA interface. This is to stop Market Sector update from T2's Thursday .</li></ul>
  <b>Assumption</b>	<ul style="list-style-type: none"><li>● The Final Delta update is shared to CSS on Thursday in the T2 period</li><li>● Post CSS Go-Live Market sector will be mastered by CSS for the CSS specific sites</li></ul>

# Meter Points Change Processes Summary



# RGMA (JOB & UPD)



Transition Stage 2

Code drop to ignore RGMA MSC updates for CSS sites on a agreed parametrised

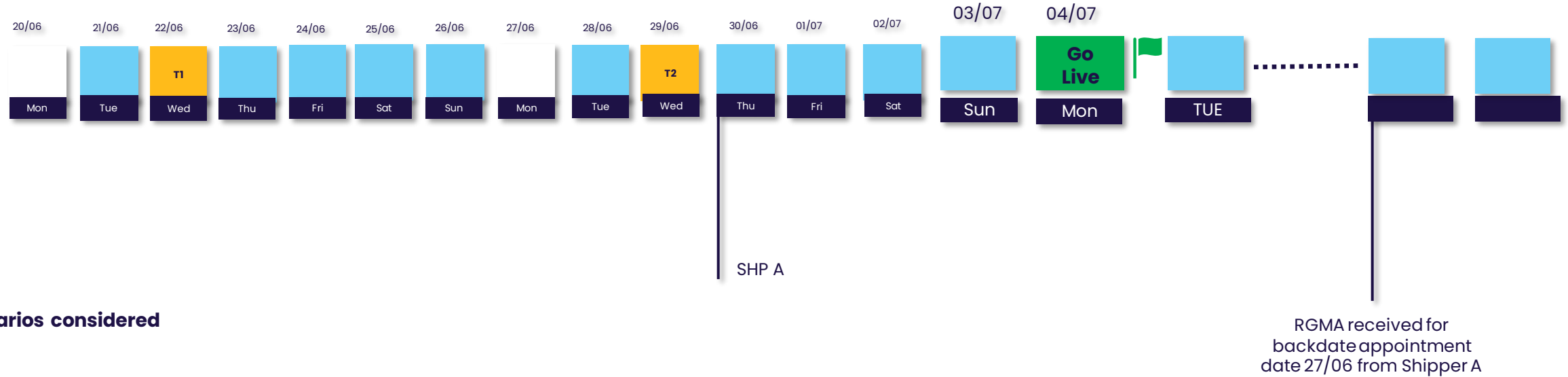
Last date to receive the RGMA

Registration Delta sent to CSS. This will also sent the Registration data with future effective date

- ✓ RGMA is used for any meter related activities like Device details, MAP, Market Sector and MRU
- ✓ RGMA has impact on three processes from transition perspective
  - ❖ Shipper withdrawal
  - ❖ Meter Reads ( RGMA received within transfer window)
  - ❖ Market Sector Code update
- ✓ Backdated market sector update cannot be carried out via RGMA for the CSS Sites post Go Live and will be ignored when sent
- ✓ Through RGMA for Device removal Isolation status is set in the MPRN which will determine the RMP status sent to CSS
- ✓ Other device related activities such as installation, exchange or removal of device is not impacted
- ✓ Thursday before the last delta run all the RGMA exception needs to be resolved

Meter Point Status	Isolation status	RMP status (CSS)
LI	Y	Dormant
LI	N (or blank)	Operational
CA or CL	N (or blank)	Operational
CA or CL	Y	Dormant
DE	N (or blank)	Terminated
DE	Y	Terminated
EX	Y	Terminated
EX	Nil value	Terminate

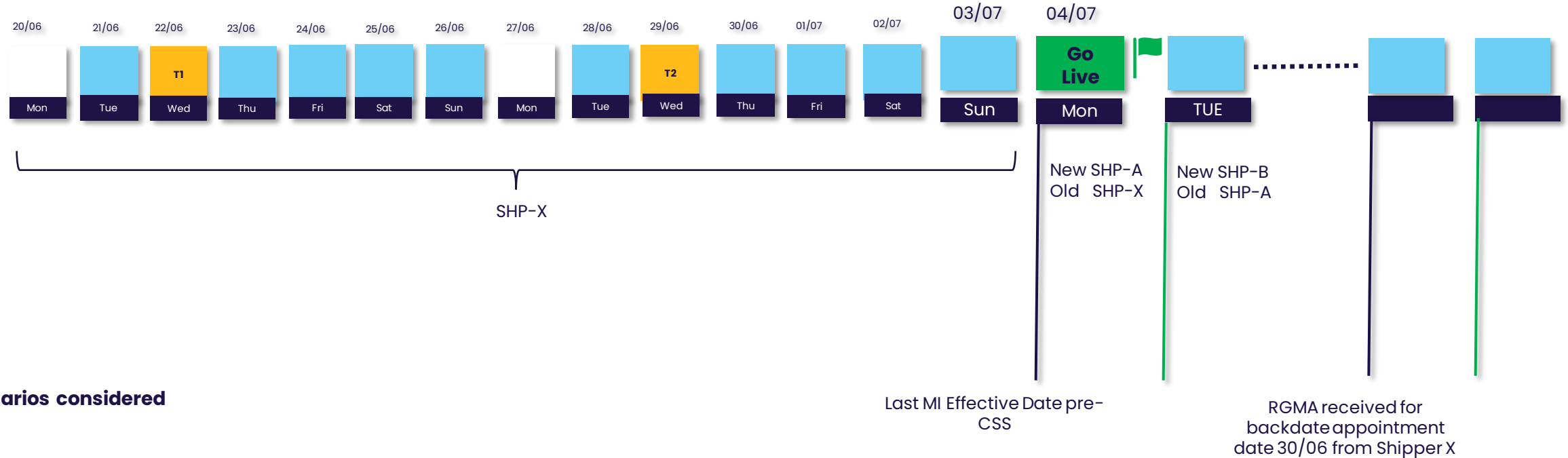
# RGMA Scenarios Discussion



## Scenarios considered

- Shipper carrying the Greenfield/Brownfield confirmation in the T1 period and then shipper sending the backdated RGMA for this site which changes the real move-in date and supply scenario to meter installation Date. In this case the Real Move-in will be different from that what has been shared in the Registration delta to CSS
- Post go-live RGMA JOB file will be accepted from D-2 business days for switch type 30 and D-1 calendar day for switch type 60 where D being the shipper move-in date

# RGMA – PAC Rule






## Scenarios considered

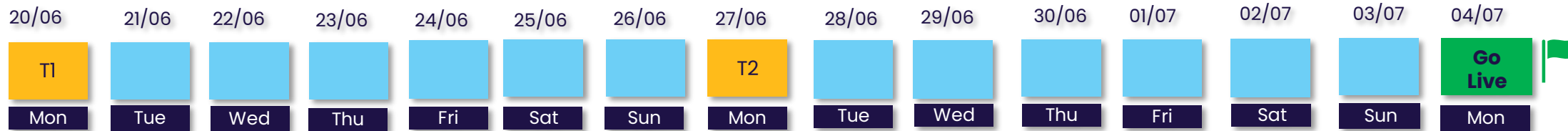
- ✓ RGMA process on or after CSS go-Live, PAC Notification will be sent to any shippers with a Effective date after appointment date . This is in addition to the existing PAC rule. In the shown example PAC will be sent to shipper A and B
- ✓ When RN07, RU06 exception is created during PAC processing in Pre-CSS and it's resolution done post Go-Live ,will follow new PAC rule. (Note: Based on ER1 system report until now – there has been no RN07 or RU06 exception created).



# RGMA

 RQ12-RGMA	RGMA changes
 <b>High Level Solution Option</b>	<ul style="list-style-type: none"><li>● Parametrized code change to stop accepting the RGMA interface. This is to stop Market Sector update and MAP update from T2.</li><li>● In case of Greenfield site when RGMA is received , the meter read frequency switch message using the category type ZC50. Post Go-live for CSS sites it will use ZM8. So, change needs to be carried put when backdated RGMA is received for these site to read ZC50 instead of ZM8</li></ul>
 <b>Assumption</b>	<ul style="list-style-type: none"><li>● Post go-live RGMA will be accepted for D-2 days for switch type 30 and D-1 days for switch type 60</li><li>● Future dated GEA updates will only be present with dates of Pre-Go Live</li><li>● For all RGMA related exceptions resolution should be within 2 business days of receipt</li></ul>

# CSEP Amendments



Transition Stage 2

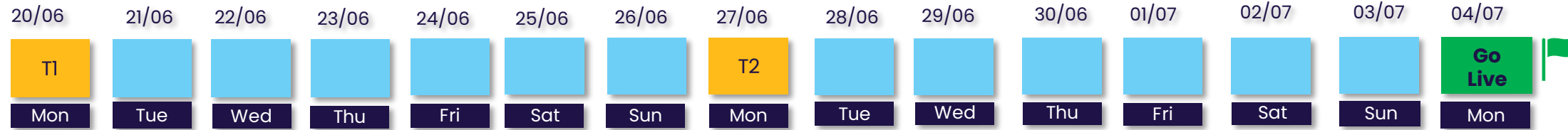
- RMP Sync Interface Enabled at the start of Stage 1
- RMP Data sharing will be continue from the start of stage 2

- ✓ CSEP Amendment via CAI
- ✓ RMP Sync interface runs 4 times daily

- ✓ CSEP Amendment is carried out via CAI file
- ✓ CSEP Amendment cannot be done for Effective Date greater than 10 Business days
- ✓ Where the amendment relates to a change in Exit Zone, the effective date must be at least 3 business days in the future.
- ✓ CSEP Amendment cannot be cancelled if the exit zone is different with 3 business days

- ✓ The same problem which discussed in Exit Zone Change, will happen in case of site take over as well. But there are no changes made in site take over window for CSS sites. Hence it will continue in the same way post CSS as well.

# Address Amendments



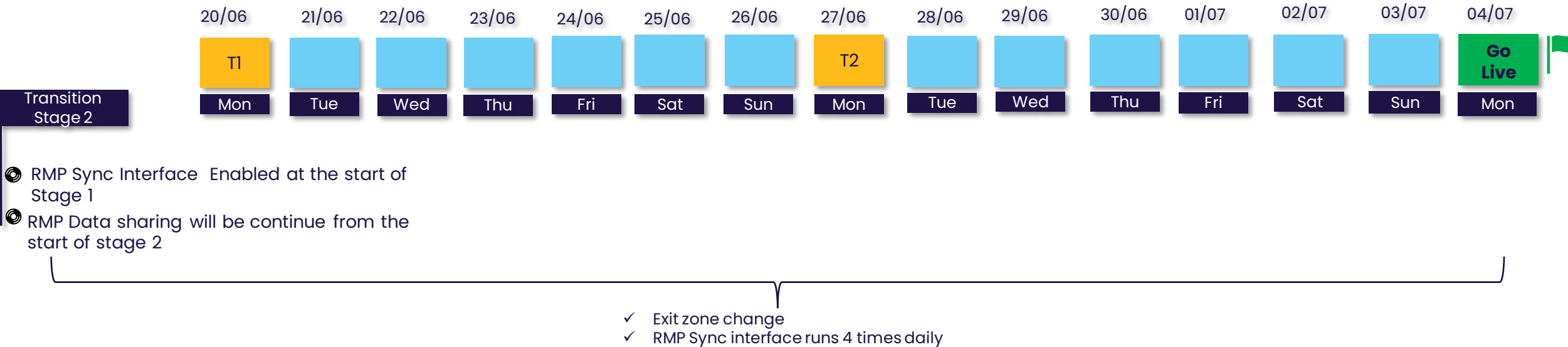
Transition  
Stage 2

- RMP Sync Interface Enabled at the start of Stage 1
- RMP Data sharing will be continue from the start of stage 2

- ✓ Address Amendment via CMS (ADD/MNC/FOM)
- ✓ RMP Sync interface runs 4 times daily

- ✓ Address Amendment is created as part of CMS processes and is processed in UKLink via ACR file
- ✓ The RMP Sync interface will send the creation/update by reading the data from the Portfolio Delta table and the connection object
- ✓ The RMP Sync interface is enabled from Stage 2
- ✓ This process can continue in the Transition Window

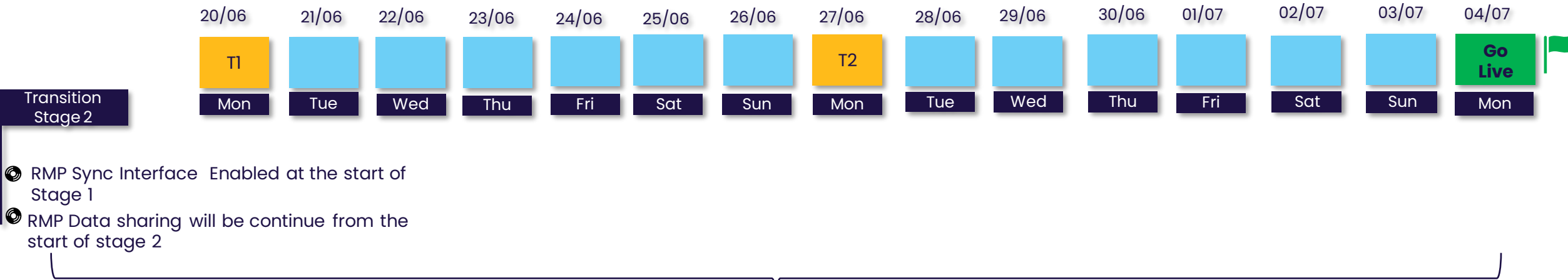
# Exit Zone Changes



- ✓ Exit zone change can happen through 3 triggers – CMS processes, Site Takeover and Internal update program (ZEZUPDATE)
- ✓ A minimum of three days are required for Exit zone change.
- ✓ EXZ file will be issues
- ✓ The RMP Sync interface will send the update by reading the data from the Portfolio Delta table and the connection object
- ✓ The RMP Sync interface is enabled from Stage 2
- ✓ This process need to be stopped from Thursday so that nothing has an effective date Post Go-Live date.

- ✓ Scenario 1:- Exit zone change request received on Thursday which is having effective date of Tuesday ( post CSS go live) based on current rules. The Exit zone notification program is scheduled to run at 8 AM on Friday to send out notification (EXZ file) for the effective date of Tuesday. Had it happened in the current world, where an in-flight switch is present, it would have sent the incoming shipper information in the EXZ file. But post CSS, because of faster switching rule, we can receive a switch request on Monday with effective date on Tuesday. So in this case, the EXZ file, which the shipper has received, will have incumbent shipper information.

# Site Takeover Process

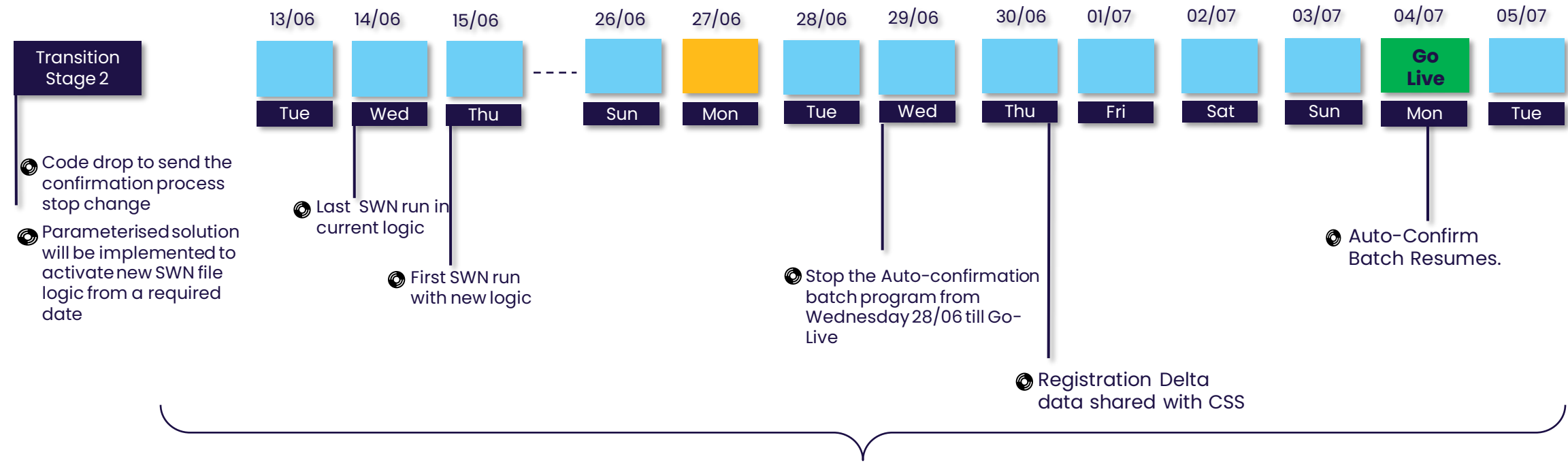


- ✓ Site Takeover request is received through email from GTs/iGTs
- ✓ RMP Sync interface runs 4 times daily

- ✓ Site takeover requests are received from GTs/iGTs via email
- ✓ A minimum of three days are required for site takeovers. The supply scenario is updated for the transfer date. This will remain unchanged post CSS go-live.
- ✓ STN file to both incoming and outgoing Network. If the changes result in changes to the exit zone, the EXZ file is also issued.
- ✓ The RMP Sync interface will send the update by reading the data from the Portfolio Delta table and the connection object
- ✓ The RMP Sync interface is enabled from Stage 2
- ✓ This process can be stopped from Thursday so that nothing has an effective date Post Go-Live date. But this will have significance only if we align the Site take over window to 1 day for CSS sites.

- ✓ The same problem which discussed in Exit Zone Change, will happen in case of site take over as well. But there are no changes made in site take over window for CSS sites. Hence it will continue in the same way post CSS as well.

# SWN File Process



- ✓ Currently in SWN file, planned effective date is calculated as system date + 15 calendar days + 5 Business days. This is done in order to align the planned effective date in SWN file with auto-confirmation effective date.
- ✓ As part of the CSS Change, the planned effective date for CSS site is calculated as system date + 18 calendar days. This is done to align that date with the shorter auto-confirmation window of 2 calendar days in CSS world.
- ✓ As the effective date window has become smaller, the new logic for calculation need to be put in the system at an earlier stage so that the planned confirmation date in the SWN file is always equal or before the auto-confirmation effective date that is calculated on the first run post CSS go-live date.

# SWN and Auto-Confirmation Alignment




SWN File Creation Date	Planned Effective date	Auto-Confirmation Execution Date	Auto-Confirmation Effective date
12/06/2022	04/07/2022	28/06/2022	04/07/2022
13/06/2022	05/07/2022	04/07/2022	06/07/2022
14/06/2022	06/07/2022	04/07/2022	06/07/2022
15/06/2022	03/07/2022	04/07/2022	06/07/2022
16/06/2022	04/07/2022	04/07/2022	06/07/2022
17/06/2022	05/07/2022	04/07/2022	06/07/2022
18/06/2022	06/07/2022	04/07/2022	06/07/2022
19/06/2022	07/07/2022	05/07/2022	07/07/2022

	Current Rule
	New CSS Site Rule

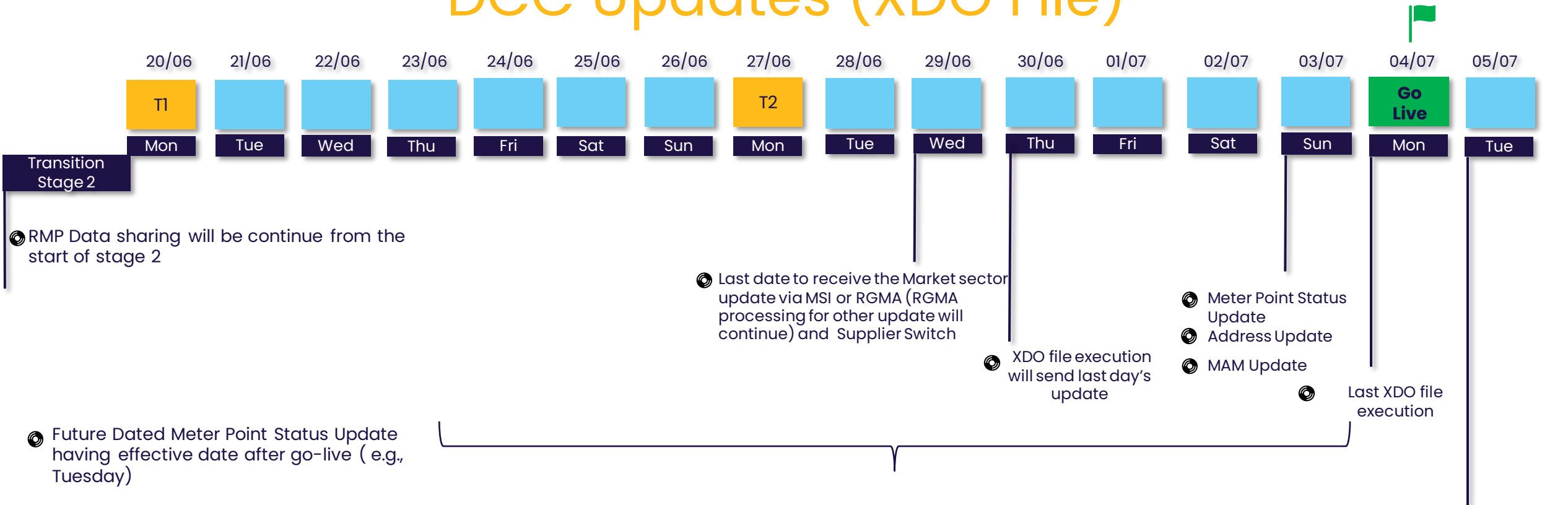
- ✓ The SWN file is only populated for iGT sites.
- ✓ The new planned effective date rule will only be applicable for CSS sites. For non CSS sites it will continue to work as per the current logic.



# SWN Requirement Understanding

 <b>RQ15-SWN</b>	<b>Requirement to align new logic for planned effective date with auto-confirmation date</b>
 <b>High Level Solution Option</b>	<ul style="list-style-type: none"><li>● Parametrized code change is required to populate SWN file with new logic for planned effective date calculation. This logic should become active from a certain date before the go-live date. It will check if the planned effective date is after the auto-confirmation effective date that is calculated on the first run post CSS go-live date. Then it will follow the CSS site rule, otherwise it will follow the current rule. This will ensure that planned effective dates are never after the effective date calculated in auto-confirmation.</li></ul>
 <b>Assumption</b>	<ul style="list-style-type: none"><li>● Although the logic will be placed prior to go-live date, on the first day run there will be data for which effective date in SWN file will have an earlier date than the auto-confirmation date. This is because of non execution of auto-confirmation batch for few days.</li></ul>

# DCC Updates (XDO File)



- ✓ The Meter Point Status Update, Address update, MAM update and DNO Updates will continue through the transition period. So, whatever update is received on Sunday, need to be sent to DCC through XDO run on Monday 00:30AM. Therefore, Monday XDO execution is required.
- ✓ Supplier Change and Market Sector update are stopped before hand as shown in the diagram. Hence, those details will be sent on the next day XDO run on Thursday.
- ✓ For any updates received after the last RMP Sync on Sunday, those details will be sent to CSS on Monday first RMP sync run. Also the updates details will be sent as part of early morning XDO run. So, DCC might receive some duplicate messages on Monday.
- ✓ In rare scenarios, where the Meter Point Status update or address updates have a future effective date after CSS go-live date, DCC will be informed via XDO file. Then CSS will also be notified via RMP Sync interface on the effective date for these changes. CSS will also send this update to DCC . In these cases also, DCC will receive duplicate messages.

# XDO Update Day wise Picture

Updates Sent in XDO File	Tuesday	Wednesday	Thursday	Friday	Saturday	Sunday
Meter Point Creation (Internal users & CMS & IMC)	Updates Sent	Updates Sent	Updates Sent	Updates Sent	No Updates	No Updates
Meter Point Status (Internal user & CMS & UKLink Portal)	Updates Sent	Updates Sent	Updates Sent	Updates Sent	Updates Sent	Updates Sent
Address Update (CMS,IMC)	Updates Sent	Updates Sent	Updates Sent	Updates Sent	Updates Sent	Updates Sent
DNO Update (CMS, Internal users)	Updates Sent	Updates Sent	Updates Sent	Updates Sent	Updates Sent	Updates Sent
MAM Update (MAM File)	Updates Sent	Updates Sent	Updates Sent	Updates Sent	No Updates	No Updates
Supplier Update (GEA File)	Updates Sent	Updates Sent	Updates Sent	No Updates	No Updates	No Updates
Supplier Update (CNF File)	Updates Sent	Updates Sent	Updates Sent	Updates Sent	No Updates	No Updates
Market Sector Code (MSI, RGMA)	Updates Sent	Updates Sent	Updates Sent	No Updates	No Updates	No Updates



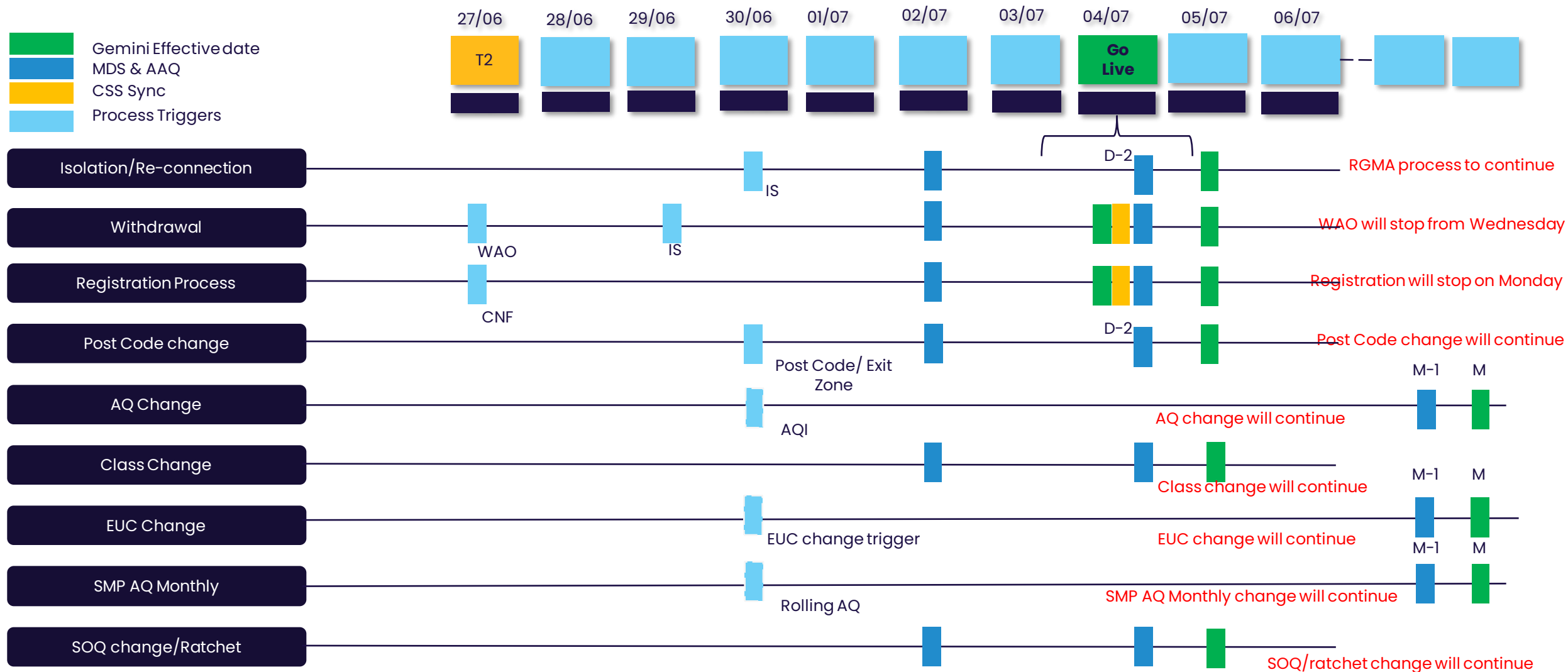
\*\* For the data items listed above if updates are not present then no updates will be sent in the relevant segment

Volume of XDO File as explained above should be less. But it depends on Confirmation received for the final day , the Meter Point Status update, Address update, Exit Zone change and DNO Updates etc.

**Duplicate Data Sent Scenarios :-** UKLink will send the future dated MAM updates to DCC where all the effective date is greater than the Go-Live date. This MAM data will again be sent to CSS on the actual date. So, when CSS sends this to DCC , this can be duplicated




\*\*Meter Point Status we are not expected to arrive for the update post the XDO run on Sunday  
Communicate to the Business users that no updates can be done to SMP on Sunday after 5:00 PM

# Gemini MDS and AAQ



➤ Stop the Sunday run and run the same MDS and AAQ job on **Monday**. This will send only 1 set of MDS and AAQ file. But, Gemini will get delayed in receiving some of the data which is already present in the System . This would have helped in deriving the Demand Estimation position

# Gemini MDS and AAQ

 <b>RQ11-Gemini</b>	<b>Requirement to Stop the Gemini run on Sunday before the Go-Live</b>
 <b>High Level Solution Option</b>	<ul style="list-style-type: none"><li>● Stop the Sunday job run to send the MDS and AAQ data to Gemini. This is because of an constraint that Gemini will be unable to process same effective data twice.</li><li>● If the Go-Live is for the start of the Month then as well we will the M-2 schedule needs to be stopped and this will be triggered on M-1</li></ul>
 <b>Assumption</b>	<ul style="list-style-type: none"><li>● MDS and AAQ jobs pre-CSS Go-Live will continue on D-2 schedule with exception on Sunday</li><li>● MDS and AAQ jobs post-CSS Go-Live will continue on D-1 schedule</li></ul>

# Shipper Test Support Update

October 2021

 **serve**

Provided by:

 **correlab**



# Agenda

- Defects update
- Test Scope
- Onboarding Process
- Raising Queries
- Support
- Q&A





# Defects Update

**Verbal update**

# Test Scope

E2E test requirements agreed with SI are to utilise IX for flow of settlement files between Shipper and Xoserve

The test support we can offer uses IX plus the option of using test APIs too

The test APIs are:

- Settlement APIs
  - BRN with NOM – Inbound Settlement
  - BRN no NOM – Inbound Settlement
  - Cancel BRN – Inbound Settlement
  - Plus associated outbound responses from Xoserve (e.g. BRR, ASN, TMC)
- Query APIs
  - REL Data Enquiry API (Networks)
  - MAP ID Enquiry API (Networks)
  - Supply Meter Point Switching – Address Enquiry API (Suppliers, PCWs, TPIs)
  - Supply Meter Point Switching – Gas Data Enquiry API (Suppliers, PCWs, TPIs)
  - Transportation Rates Enquiry API (Shippers)
  - Nomination Enquiry API (Shippers)

# Testing ACT File

The ACT file is a file being introduced as part of CSSC to support Shippers by providing the activity number.

The file contains information that can be obtained from the Gemini Online Screen via the following path Home > Nominations > Activities, but due to the reduction in time to re-nominate, this file is being created to make this process easier for Shippers.

The ACT file will be triggered when a new meter ID is associated to the Shipper.

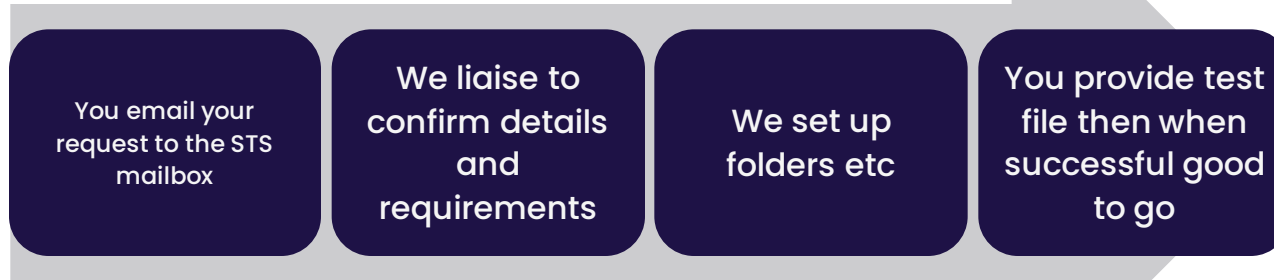
There are currently no Shippers who have registered to test this file, which presents a small risk. This risk is small due to the file being only for information.

We are keen for shippers to test this new file. If you do wish to take part please contact the Shipper Test Support mailbox: [xoserve.CSS.STS@xoserve.com](mailto:xoserve.CSS.STS@xoserve.com)

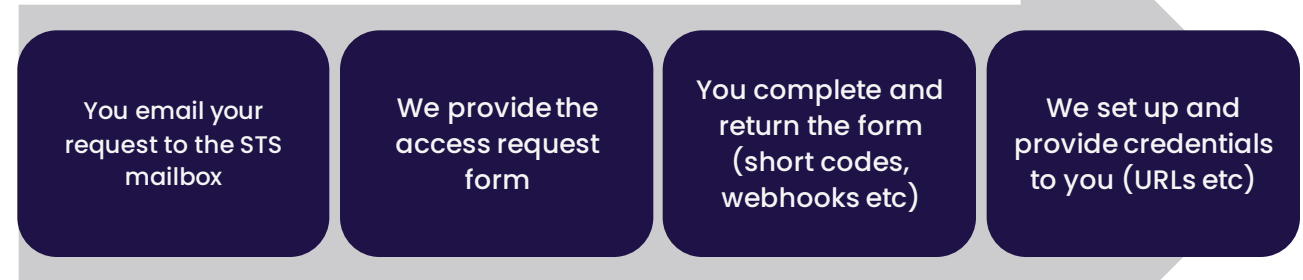
# Onboarding Process

Gaining access to our test environment is easy

Testing through IX



Testing through APIs



The SLA from confirmed details to setup is 5 working days

# Raising Queries

If you experience an issue or wish to raise a query during testing, please email our Shipper test Support mailbox:

[xoserve.CSS.STS@xoserve.com](mailto:xoserve.CSS.STS@xoserve.com)

It's important you email the mailbox instead of direct to individual people to prevent delays. However, please do feel free to cc in Andy or Rob if you wish.

There is now no need to complete a defect template, as not all queries will be defects, just provide us with relevant information on the email to allow us to investigate.

We do endeavour to respond with an answer within 2 days but dependent on the complexity of the query, this may not always be possible

# Support

These test environments are here for you

They are to help you prepare for CSS go live

There is no cost to use the test environments

We have the mailbox should you have queries or issues, and should be your first point of call

Andy & Rob are on standby



Q & A

**Any questions?**

AOB

xserve

Provided by:



Thank you

